

Waste Disposal Handbook

Table of Contents

| | |
|---------------------------------------------------------------------------------------------------------------------|-------|
| App Setup | 1 |
| Town Map (10 Collection Areas) Display | 2 |
| Waste Management Process | 3,4 |
| How to Sort and Dispose Trash and Recyclables (Bags, Putting Out for Collection) | 5 |
| For Those Moving or Moving Out | 5 |
| Subsidy Program for Kitchen Garbage Disposal Equipment | 6 |
| Bulky Waste Collection and Disposal Service (Nikoniko Collection) | 6 |
| Home-Generated Medical Waste | 6 |
| ① Burnable waste | 7 |
| Disposal methods for waste wood, grass, fallen leaves, and soil | 8 |
| ② Plastic waste | 9 |
| (1) Plastic containers and packaging | 9 |
| (2) Other plastic | 10 |
| ③ Non-burnable waste | 11 |
| ④ PET plastic bottles, hazardous waste (Fluorescent tubes, batteries, cigarette lighters, rechargeable batteries) | 12 |
| ⑤ Recyclables | 13 |
| (1) Metals | 13 |
| (2) Glass bottles / jars | 13 |
| (3) Waste paper | 14 |
| (4) Clothing / shoes | 14 |
| Recycling Miscellaneous Paper | 15 |
| Recycling Electric Home Appliances | 16 |
| Recycling personal computers, motorcycles, and frying oil | 17 |
| Disposal of Items Not Collected by the Municipality (Items That Must Not Be Disposed of with Other Trash/Recycling) | 18 |
| Businesses Where You Can Dispose of Items Not Collected by the Municipality | 19 |
| Contractors Licensed in General Disposal Management | 20 |
| Sorting/Classification Guide and Disposal Tips | 21-30 |

Collection Dates

*** Waste collection services are provided on national holidays**

Collection dates vary by area.

Please refer to the [Household Garbage Collection Calendar](#) (published separately).

The Household Garbage Collection Calendar is available in seven languages in addition to Japanese (English, Portuguese, Chinese, Spanish, Korean, Thai, and Vietnamese).

Nagaizumi Trash Separation App Setup

① Please install the app by scanning the 2D barcode.

How to Use on Your iPhone



How to Use on Your Android



② Please set your district on the first page.

Please select your district from the 10 collection areas.



Once your district has been set, you will be taken to a page where you can search the waste collection calendar and other resources.

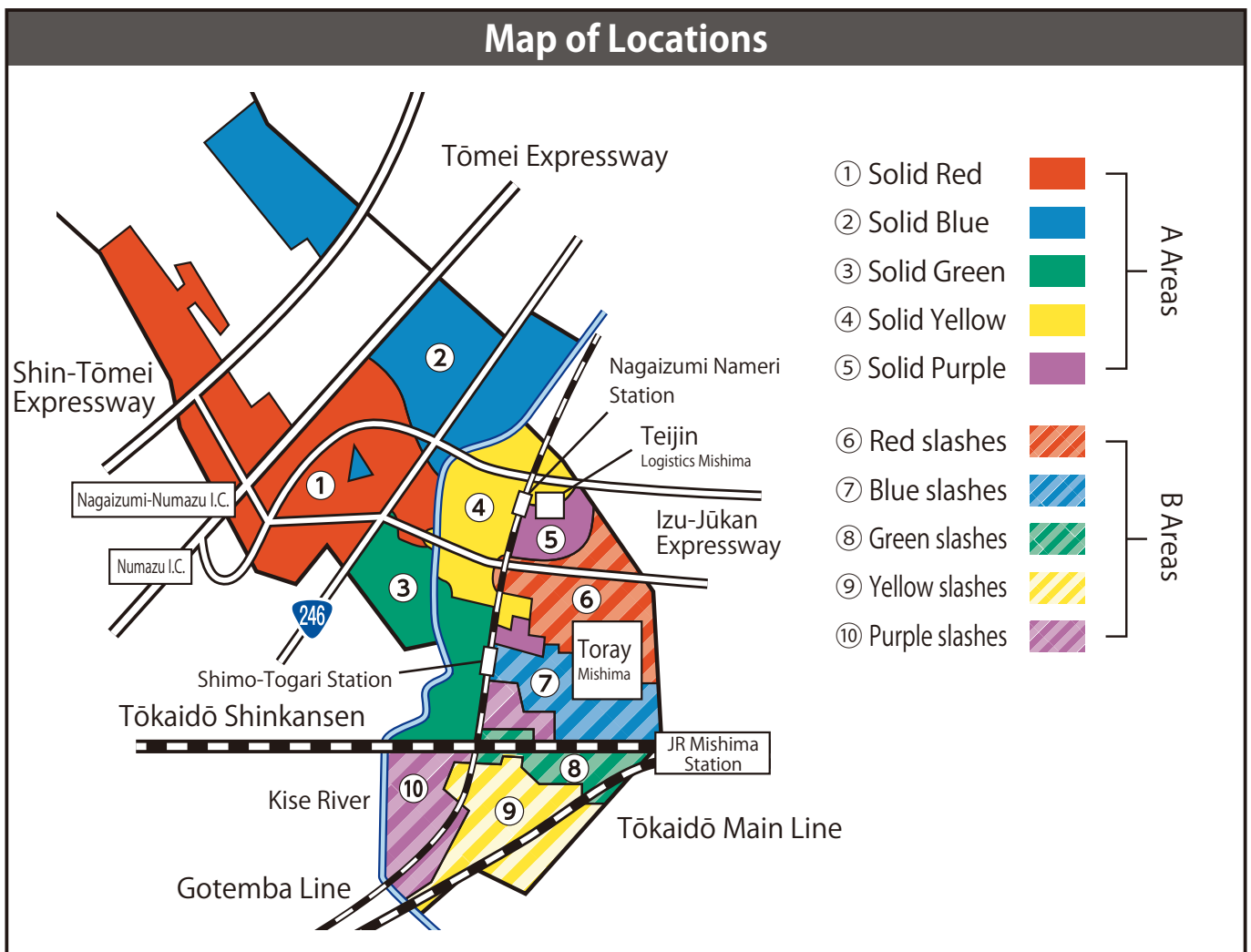
* Please note: If you are unable to find your area in the Waste Disposal Handbook or app, please inquire at the Local Administration Division (989-5500).

Glossary

| | |
|------------------------|---------------------------------------------------------------------------------------------------------------------------------------------------------------------------------------------------------------------------------------------------------------------------------------------------------------------------------|
| 4Rs | Stands for Refuse, Reduce, Reuse, and Recycle. |
| Refuse | If you do not need it, do not accept it (plastic bags, etc.) |
| Reduce | Use things with care. To buy only what you need, and only as much as you need. To extend the life of your possessions for as long as possible; for example, by repairing them. |
| Reuse | To use items again if possible. Returnable bottles (empty bottles) are reused. |
| Recycle | Trash being turned into raw materials for new products. For example, PET plastic bottles are being turned into fleece. |
| Trash | Items that have been judged to no longer be useful. |
| General disposal items | Non-industrial waste. |
| Industrial waste | In addition to the 20 classes of waste generated by business activity, industrial waste includes items like desks, chairs, and lighting equipment generated in the course of business, as well as materials from construction. |
| Household waste | Trash thrown away by a household. Corporate business waste cannot be disposed of as household waste. It needs to be disposed of as industrial waste. |
| | Construction material waste from buildings is also industrial waste. Find a specialized contractor for disposal. |
| Commercial waste | Items such as leftover employee food; papers; garden cuttings; grass; cafeteria and restaurant kitchen waste and residues; and waste textiles, such as hand towels containing at least 50% natural fiber are collected by the municipality for a fee. Depending on the industry, some items may be classed as industrial waste. |

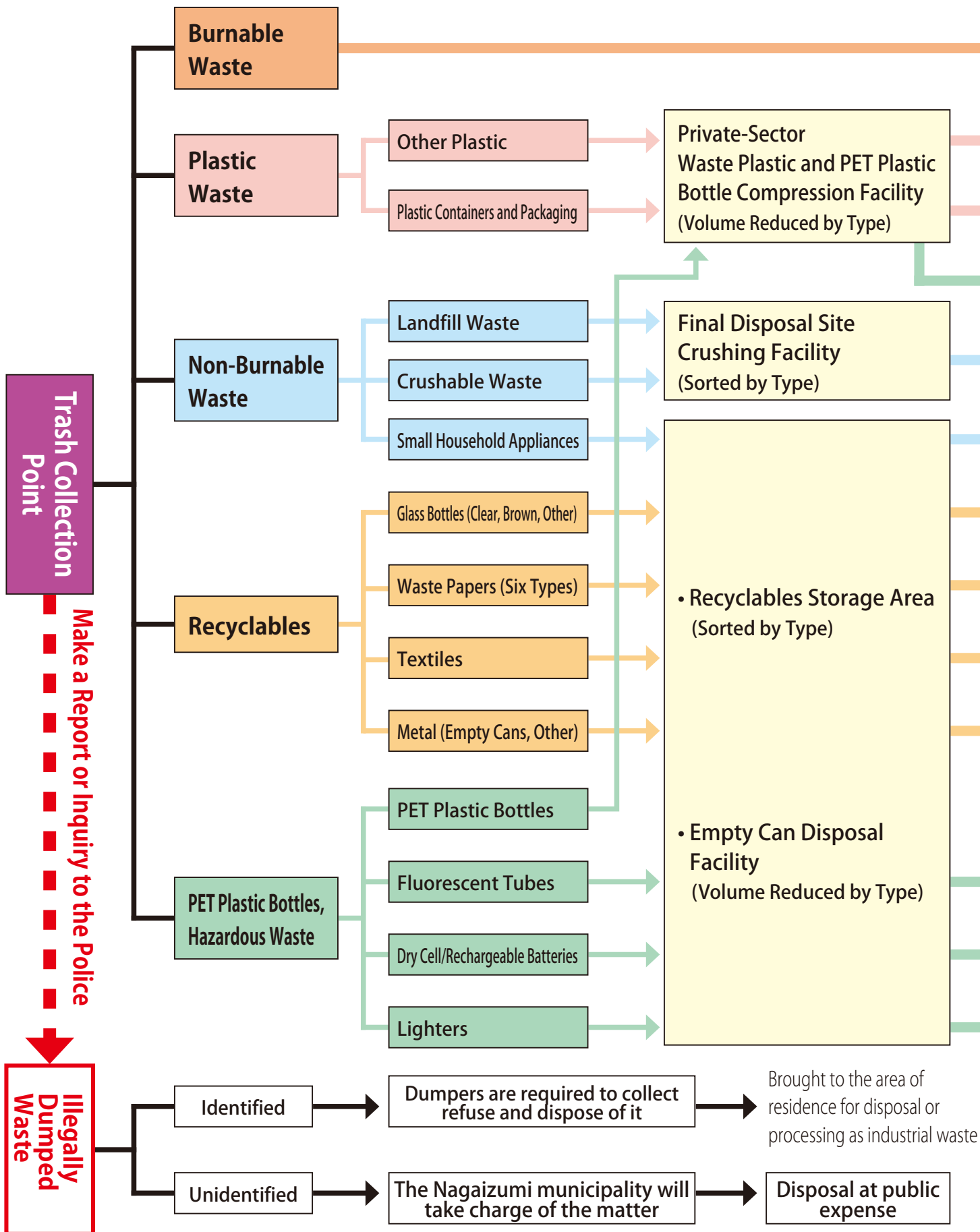
Ten Areas of Municipal Garbage Trucks



| Areas | District name | | | | | |
|-------|--------------------------------------------------|---------------------------------------|---------------------------------------|------------------|---------------------|---------|
| ① | Moto-Nagakubo | Kami-Nagakubo | Shimo-Nagakubo | Yatai Residences | | A Areas |
| ② | Yato | Hachibudaira | Surugadaira | Minami-Isshiki | Tōbe-Minami-Isshiki | |
| ③ | Ikeda | Ojiri | Ayutsubo | Ojiri Residences | Charmant | |
| | National Institute of Technology, Numazu College | Honjuku (north of shinkansen railway) | | | | |
| ④ | Nameri | Ogiso | Shin-Yachō-Kami | | | |
| ⑤ | Kami-Togari | Angel | Sōgahara | Shin-Yachō-Naka | Shin-Yachō-Shimo | |
| ⑥ | Naka-Togari-Nishi | Naka-Togari-Higashi | Chalier Naka-Togari | | | B Areas |
| ⑦ | Eki-Kami | Eki-Naka | Eki-Shimo | Nishi | Hara | |
| | Higashi | Chalier-Minami | Chalier-Higashi | | | |
| ⑧ | Sangenya | Sugihara | Takada | Harabun | Angel Nishi | |
| | Glanz | | | | | |
| ⑨ | Takehara | Charmant Takehara | | | | |
| ⑩ | Susukihara-Kami | Susukihara-Shimo | Honjuku (south of shinkansen railway) | | | |

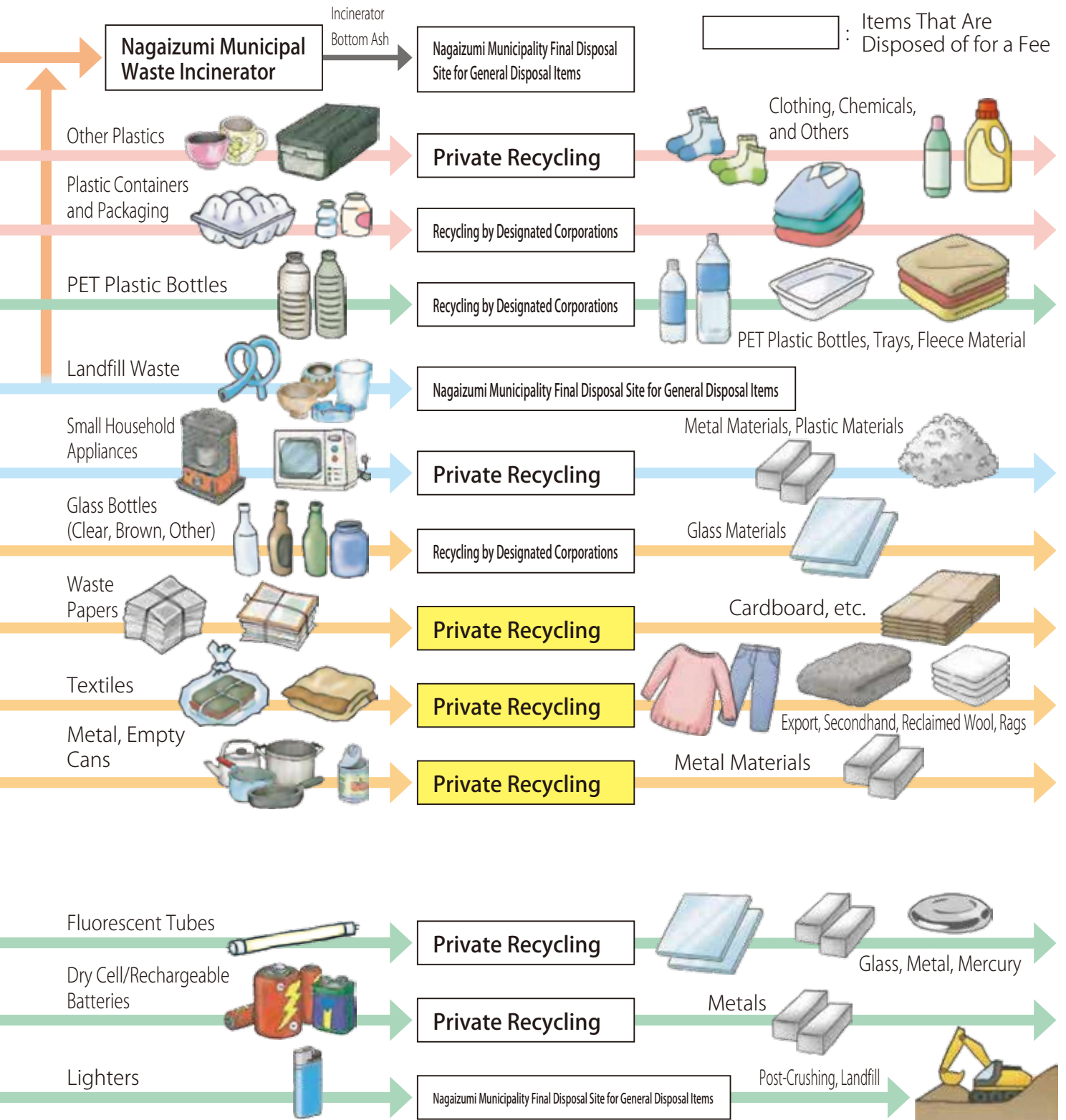


* Please refer to pages 21-30 for a list of items in order of the alphabetical order.

Waste Management Process



 : Items That Can Be Sold as Recyclables
 : Items That Are Disposed of for a Fee



Waste Incineration Plant



Stockyard for Recyclable Garbage



Final Disposal Site

* Please refer to pages 21-30 for a list of items in order of the alphabetical order.

How to Sort and Dispose of Trash and Recyclables

Disposing

Please place your trash in the designated bags, fill in the name of your ward of residence, your block, and your name, and take your trash to your designated trash collection point by 8:00 AM on collection day.

- * Upkeep of trash collection points is the responsibility of residents of the district in which it is in use. Check your district's rules and dispose of waste at the designated collection point.
- * Waste must be disposed of in the municipality where it is generated, so please handle your trash accordingly.

Garbage bags

| | | |
|-----------------------------------------------------------------------------------|-----------------------------------------------------------------|---------------------------------------------------------|
|  | Town designated bags (45 L, 30 L) (20 L, 10 L) | Plastic bags (Transparent or semitransparent) |
| Burnable waste | ○ | × (Including *1 below) |
| Plastic | ○ | ○ |
| Non-burnable waste | ○ | ○ |

*1 When using garbage bags from other municipalities, be sure to cross out the city or town name with a double line. Write "Nagaizumi Town" on the bag and dispose of it as a category other than burnable waste. Black plastic or other bags in which the content cannot be verified will not be collected.

For Those Moving to Town or Moving Out

[Using Trash Collection Point]

- For new houses and condominiums
Please inquire with a district official or real estate agency.
- For rentals
Please inquire with a district official or the building's management company.

When Bringing Trash Directly to the Waste Incineration Plant

- **Items are received at the waste incineration plant.**
* Waste Incineration Plant: 055-986-8393 / Department of Living Environment: 055-989-5514
- **Have a driver's license or similar document as proof of town residency ready.**
* The facility cannot accept trash from anyone other than town residents.
- Items are accepted from 8:30 AM until noon, and from 1:00 PM until 4:30 PM.
* Exception: Bulky waste, including mattresses and beds that the town does not collect from trash collection point, can be disposed of from 8:30 AM to 11:30 AM and from 1:00 PM to 4:00 PM.
- At reception, you will be requested to take items deemed acceptable directly to the recycling depository or final disposal site.
- Trash may be brought in from Monday to Friday, excluding holidays.
* Bulky waste is accepted on the first Sunday of the month with an appointment. (Please see the website or related paper documents for details)
- There may be cases where commercial waste cannot be accepted as industrial waste.
- Items that are not in line with the sorting rules cannot be accepted.
- A special permit is required to transport someone else's trash. Transporting others' trash without one is a violation of the Act on Waste Management and Public Cleaning and may result in penalties.
* Please note that even if your intentions are good, doing this is still a violation of the law.
- Trash cannot be accepted if your address or place of generation has been falsified.

Take Advantage of the Subsidy for Installation of Food Waste Processing Equipment, Etc.

Households and businesses often include their food waste with burnable garbage.

In order to reduce and recycle food waste, the town offers subsidies that cover a portion of the cost towards the purchase of food waste disposal equipment.

Using a food waste disposal equipment not only helps prevent global warming by reducing the amount of waste incinerated, but also reduces odors, insects, and crow damage at trash collection point.

So take advantage of this subsidy system and help us work to reduce food waste.

Overview of Subsidy Program

| | |
|--------------------------------|-----------------------------------------------------------------------------------------------------------------------------------------------------------------------------------------------------------------------------------------------------------------------------------------------------------------------------------------------------------|
| Amount | Up to half the purchase cost, with a limit of 30,000 yen for mechanical food waste disposals and 4,000 yen for food waste compost bins. |
| Eligibility | Residents and owners of businesses in Nagaizumi Town, who are capable of disposing of composted food waste. |
| Number of units covered | 1 mechanical food waste disposal per family, which can generally be used for 6+ years 2 food waste compost bins per family, which can generally be used for 3+ years |
| Application procedure | ① Obtain a receipt for your purchase of the relevant item(s). ② Please submit the subsidy application form and other required documents to the town (Department of Living Environment). * You can download the required documents from the town website or pick them up from the counter for the Department of Living Environment at the town hall. |
| Note | Applications must be made within 30 days of the date of purchase or date of payment (whichever is the later date) and by March 10 of the fiscal year in which the purchase was made, whichever comes first. * Subsidies are available within the amount budgeted by the town. |

Take Advantage of the Bulky Waste Collection And Disposal Service (Nikoniko Collection).

The town offers a collection and disposal service for bulky waste, including furniture and other items too large to be placed at trash collection point. The service is for individuals who meet certain criteria, including households consisting only of seniors aged 70 and over who do not own a car, and individuals with disabilities who are unable to dispose of such items on their own. The purpose of the program is to avoid dangers such as furniture tipping over during disasters.

* Please contact the Department of Living Environment for details (055-989-5514).

Disposal of Home Medical Care Waste

As a precaution against the risk of worker injury or infection during collection and sorting, the municipality does not collect medical waste generated from home medical care (such as needles used for insulin or intravenous drips). This type of waste is classified as non-collectible trash (public disposal is prohibited). Please bring it directly to the medical facility where you are receiving treatment.

You can also make use of Nagaizumi Usagi Pharmacy (283-1 Minami-Ishiki), which will accept such items free of charge.

* The service is available for those receiving medical treatment from other organizations as well.



* Please refer to pages 21-30 for a list of items in order of the alphabetical order.

1 Burnable Waste 《Twice a Week》


① - ⑤: Monday, Thursday (A area)

⑥ - ⑩: Tuesday, Friday (B area)

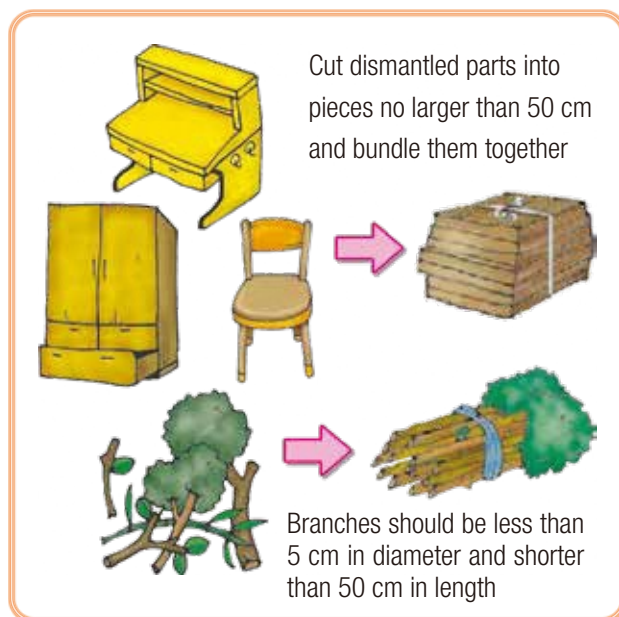
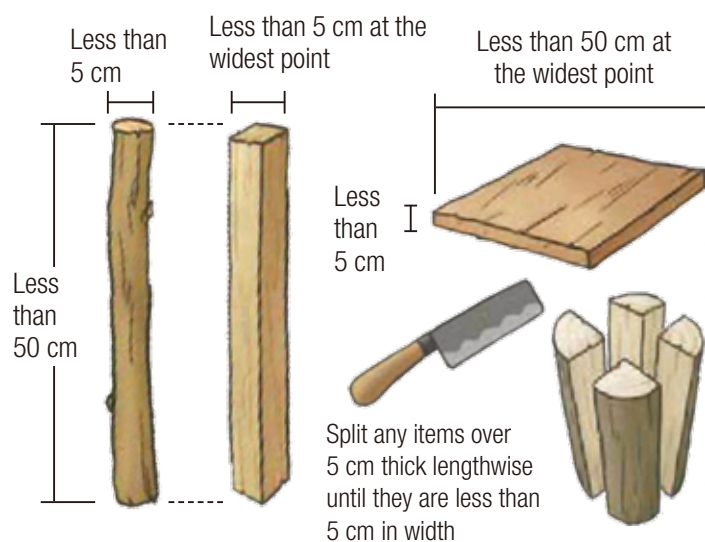
RemarksSection Burnable waste is burned at the waste incineration plant and the ash is landfilled. By eliminating paper and clothing waste, as well as food loss from leftovers and unused products, we can contribute to the effective use of resources and help achieve sustainable development goals.

Keywords: "reasonable portion size," "food loss reduction," and "sustainable development goals."

| | |
|------------------------------|-----------------------------------------------------------------------------------------------------------------------------------------------------------------------------------------------------------------------------------------------------------------------------------------------------------------------------------------------------------------------------------------------------------------------------------------------------------------------------------------------------------------------------------------------------------------------------------------------------------------------------------------------------------------------------------------------------------------------------------------------------------------------------------------------------------------------------------------------------------------------------------------------------------------------------------------------------------------------------------------------------------------------------------------------------------------------------------------------------------------------------------------------------------------------------------------------------------|
| <p>How to Sort</p> | <ul style="list-style-type: none"> ① Food waste, fallen leaves, garden cuttings from trees and other plants (up to 5 cm in diameter), disposable diapers, and other burnable items. ② Dispose of waste from disposable diapers and pet droppings in the toilet first. ③ Remove soil from the roots of grass, flowers, moss, and other vegetation before putting it in the trash. ④ When wooden furniture can be taken apart, disassemble and separate by material. ⑤ Remove metal from disassembled furniture and dispose of it as recyclables. |
| <p>How to Dispose</p> | <ul style="list-style-type: none"> ① Do not put multiple smaller bags inside your trash bag. Do not wrap trash in the newspaper or other. ② You can put out up to five bags of trash and five bundles, at a time. If you have more than this, you must bring it to the waste incineration plant yourself. ③ Cut tree branches, bamboo, cabinets, and other wooden items to a maximum length of 50 cm and tie them in a bundle with hemp cord, rope, or similar material before putting them out. (Split bamboo lengthwise if over 3 cm in diameter) ④ Logs or branch cuttings can be a maximum of 5 cm thick. Please split anything thicker lengthwise. ⑤ Please bag roses and any other thorny branches before putting them out. Please label the bag "トゲあり" (thorns). ⑥ Break items with sharp ends, such as skewers and toothpicks, in two before putting them out. ⑦ Used deep-frying oil that cannot bring to the waste incineration plant yourself should be solidified with an oil coagulant or soaked up with paper towels or a similar material. (Do not use advertising flyers, newspapers, etc. as they are recyclables.) |



Items That Can Be Put Out at the Trash Collection Point



Disposal of Waste Wood, Fallen Leaves, and Soil

Pruned branches “Bring thick branches (diameter of over 5 cm) from garden cuttings directly to a waste incineration plant.”

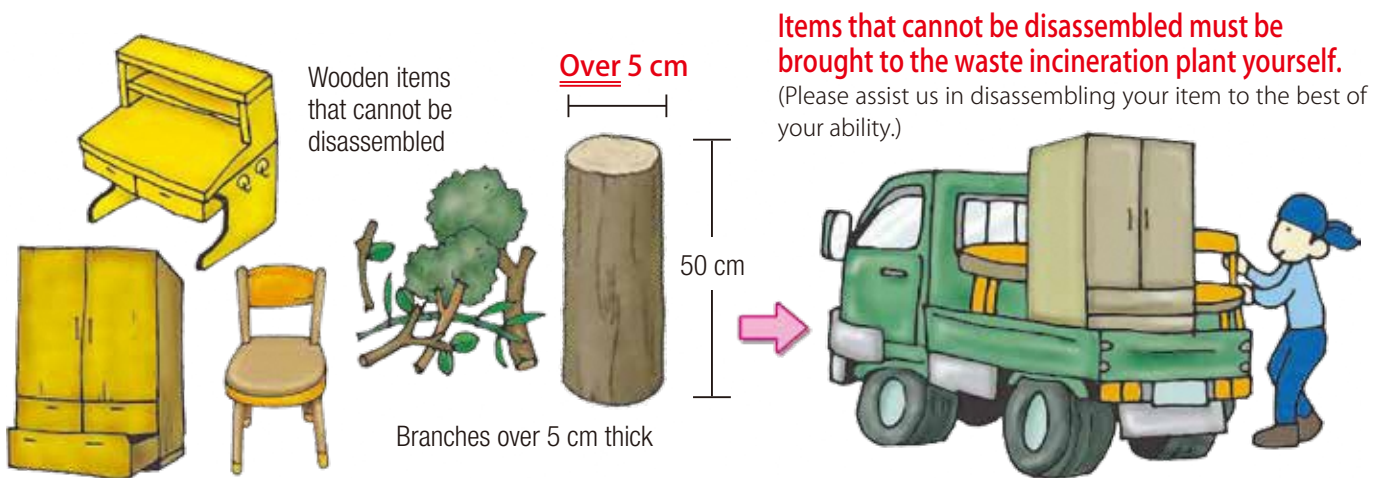
Regarding grass and the leaves on pruned branches, please help us reduce the amount of burnable waste by exposing them to sunlight to dry them out (make them lighter) whenever possible before disposal.

Please bring thick branches and similar items to the waste incineration plant. Please note that they will only be accepted if all soil has been removed, including on the roots. (Items with soil on them will not be accepted.)

Pruned branches must be a maximum of 50 cm in length, even when bringing them to the waste incineration plant.

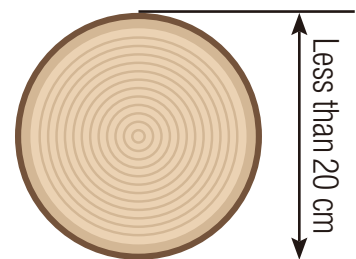
Remarks Section It is very common for thick branches to burn only partially. Depending on the species of tree and how the branches are split, even at a diameter of 5–10 cm, they may only partially burn. In the worst cases, they could jam in the machinery, necessitating an emergency stoppage of the facility. We therefore ask for everyone’s cooperation when throwing these away.

Items That Cannot Be Put Out at the Trash Collection Point



When the diameter of logs, exceeds 20 cm

- Logs with diameters of less than 20 cm can be accepted.
 - * Less than 50 cm in length
- Please take logs with diameters exceeding 20 cm to a specialist (this service is for a fee).
- * Within Nagaizumi, please address inquiries to Seki Transys Corporation.



Soil Treatment and Disposal

- We do not collect soil as it is not a waste product. Please address inquiries regarding soil and stone for planters and plant pots to Marutama Transportation Co., Ltd. (Sekikengyō Co., Ltd.) (Address: 394-16 Minami-Ishiki; TEL: 986-5317)

Please Do Not Use Collection Contractors Who Are “Unlicensed” for Waste Management

Unlicensed waste collection contractors are those who are not licensed for general disposal of household waste by Nagaizumi Town, or are not commissioned by the town and are engaging in illegal waste collection. Using such services risks the inability to confirm proper handling which compliant with the law.

“Unlicensed” waste collection contractors can sometimes be found engaging in the following:



Advertising around town using loudspeakers



Collecting items from vacant lots



Distributing leaflets




Advertising online

* Please refer to pages 21-30 for a list of items in order of the alphabetical order.

2 Plastic Waste 《Every Wednesday in All Districts》

(1) Plastic containers and packaging

| | |
|------------------------------|--------------------------------------------------------------------------------------------------------------------------------------------------------------------------------------------------------------------------------------------------------------------------------------------------------------------------------------------------------------------------------------------------------------------------------------------------------------------------------------------------------------------------------------------------------------------------------------------------------------------------------------------------------------------------------------------------------------------------------------------------------------------------------------------------------------------------------------------------------------------------------------------------------------------------------------------------------------------|
| <p>How to Sort</p> | <ul style="list-style-type: none"> ① Plastic items used as containers and packaging for food and other products ② Plastic bags and wrappers; bottles and cups; tubes and lids; trays and packages; packaging and cushioning material (Styrofoam, etc.) ③ Items with the identification mark for plastic containers and packaging  ④ Items with the plastic symbol, even if manufactured overseas ⑤ Aluminum-coated bags for potato chips or vacuum-packed foods; plastic blister packs for pills; tubes for toothpaste, mayonnaise, makeup, etc.; lids and caps ⑥ Bags such as plastic shopping bags, candy bags, and plastic bags; plastic wrappers for snacks and prepared foods ⑦ Bottles for such as condiments like sauces, detergent, and shampoo; bento (lunch) trays; cup noodle containers |
| <p>How to Dispose</p> | <ul style="list-style-type: none"> ① Write your ward, block, and name on a town-designated garbage bag and tie it at the top to close. ② All plastic containers and packaging, such as bags, trays, cups, tubes, etc., regardless of type, can be put into one bag. * Do not put several bags inside one bag (do not double or triple bag). * Do not take out in small bags. Use bags of at least 10 L. (To avoid scattering.) ③ Thoroughly rinse or wipe containers to remove all food residue, etc. ④ Empty, thoroughly rinse, and remove the cap of containers for mayonnaise, ketchup, etc. ⑤ Empty, thoroughly rinse, and remove the cap of tubes for toothpaste, condiments, etc. ⑥ Empty, thoroughly rinse, and remove the cap of bottles for shampoo, etc. ⑦ Stickers that cannot be removed may be left on. |

Remarks Section Microplastics problem

Start disposing of different plastic types appropriately! Do not take that plastic bag if you do not need it!

Plastic Waste

Plastic bags and shopping bags; wrapping film and plastic wraps (cling film); bottles; cups and containers; tubes; lids and caps; trays and packages; Styrofoam, packaging material, cushioning material, PET plastic bottle caps



When Sorting Plastic Waste

① **Remove caps** from bottles, etc.



* **Make sure to empty them.**



② **Sort the content** and dispose of it accordingly.



(2) Other plastic waste


| | |
|------------------------------|--------------------------------------------------------------------------------------------------------------------------------------------------------------------------------------------------------------------------------------------------------------------------------------------------------------------------------------------------------------------------------------------------------------------------------------------------------------------------------------------------------------------------------------------------------------------------------------------------------------------------------------------------------------------------------------------------------------------------------------------------------------------------------------------------------------------------------------------------------------------------------------------------------------------------------------------------------|
| <p>How to Sort</p> | <p>① Plastic waste excluding plastic containers and packaging belongs to this category ② Plastic items used mainly as tools, such as polyethylene buckets, wash basins, garment cases, etc. ③ Metal parts and batteries such as screws and nuts should be removed from plastic toys, riding toys, etc. * Items made of both plastic and metal parts that cannot be dismantled should be disposed of as landfill waste. ④ Cases for CDs, DVDs, videotapes, etc. ⑤ Plastic and rubber hoses are landfill waste</p> |
| <p>How to Dispose</p> | <p>① Write your ward, block, and name on a town-designated garbage bag and tie it at the top to close. ② Small items should be taken out together in the same bag. Use a bag of at least 10 L when possible. ③ Write your name on clothing containers and similar items and take them out as is. ④ Empty planters, plastic flower pots, etc. of soil and rinse with water. ⑤ Remove dust and other soiling with a damp cloth. ⑥ Rinse and remove the lid from plastic containers that contain kerosene or similar products before taking them out. ⑦ Disassemble plastic toys and other items that can be disassembled whenever possible. ⑧ When disposing of cushions with bead filling, recycle the outer cover with "clothing" and put the inner cover with contents inside in a bag.</p> |



① Disposing of CDs and other media



② Toys * Dismantle if possible and sort by part.



* Please refer to pages 21-30 for a list of items in order of the alphabetical order.

3 Non-burnable Waste 《Alternate Weeks, Twice a Month》

(1) Small household appliances

| | | |
|------------------------------|--------------------------------------------------------------------------------------------------------------------------------------------------------------------------------------------------------------------------------------------------------------------------------------------------------------------------------------------------------------------------------------------------------------------------------------------------------------------------------------------------------------------------------------------------------------------------------------------------------------------------------------------------------------------------------------------------------------------------------------------------------------------------------------------------------------------------------------------------------------------------------------------------------------------------------------------------|------------------------------------------------------------------------------------------------------------------------------------------------------------|
| <p>How to Sort</p> | <ol style="list-style-type: none"> ① Dispose of all appliances with a power plug, including battery-powered ones, as small appliance waste. ② Remove dry cell batteries and rechargeable batteries. If the batteries are difficult to remove, dispose of the appliance as is. ③ Insulate the removed batteries by applying electrical tape to the electrodes. Dispose of them with PET plastic bottles / hazardous waste. ④ Dispose of microwave ovens and heaters with fans as small appliance waste. ⑤ Make sure to remove kerosene from heaters with fans before disposing of them. ⑥ Directly take major appliances that do not conform to the Home Appliances Recycling Law to the waste incineration plant. (Massage chairs, etc.) ⑦ Return leased items such as water dispensers to the relevant company. ⑧ Dispose of LED lights as small home appliances. | <p>Calculators, Stereos, Radio cassette players, Telephones, Clocks, Fans, Rice cookers, Video decks, Microwaves, Toasters, Various stoves, Gas ranges</p> |
| <p>How to Dispose</p> | <ol style="list-style-type: none"> ① Do not put small home appliances, crushable waste, and landfill waste in the same bag; dispose of them separately. ② Remove detachable items such as kerosene tanks from kerosene stoves and kerosene heaters with fans, and dispose of them following the rules of their respective categories. | |

(2) Crushable waste


| | | |
|------------------------------|-----------------------------------------------------------------------------------------------------------------------------------------------------------------------------------------------------------------------------------------------------------------------------------------------------------------------------------------------------------------------------------------------------------------------------------------------------------------------------------------------------------------------------------------|-----------------------------------------------------------------------------------------------------------------------------------|
| <p>How to Sort</p> | <ol style="list-style-type: none"> ① Large bags such as suitcases and golf bags should be disposed of as crushable waste. * Empty any pockets. ② For futons, tie each mattress separately with a rope. Do not put any small items inside the folds. ③ Fold rugs and carpets to make them as compact as possible before disposing of them. | <p>Mattresses, Stuffed toys, Beds, Futons, Rugs, carpets, tatami covering, etc., Drawers</p> <p>* Down quilts are recyclables</p> |
| <p>How to Dispose</p> | <ol style="list-style-type: none"> ① Remove any metal fittings, and disassemble parts that are less than 50 cm if the item's height, width, or length is more than 50 cm. Directly take it to the waste incineration plant if it cannot be disassembled. ② Remove any plastic covers securing the item. ③ Put all small stuffed toys together in a bag before disposing of them. Make larger ones as compact as possible. ④ Remove any dry cell/recharge batteries or rechargeable batteries. | |

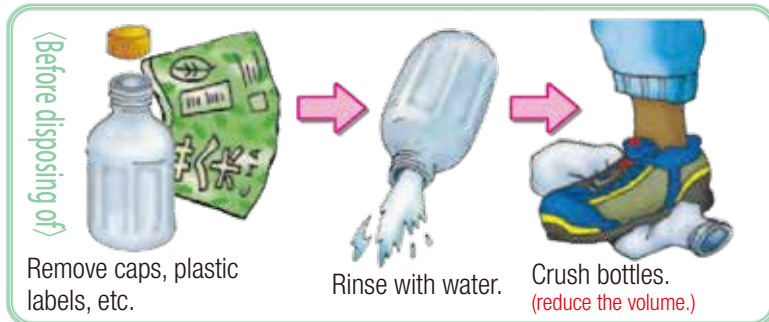
(3) Landfill waste

| | | |
|------------------------------|----------------------------------------------------------------------------------------------------------------------------------------------------------------------------------------------------------------------------------------------------------------------------------------------------------------------------------------------------------------------------------------------------------------------------------------------------------------------------------------------------------------------------------------------------|------------------------------------------------------------------------------------------------------------------------------------|
| <p>How to Sort</p> | <ol style="list-style-type: none"> ① Request a professional company, such as Marutama Transportation or Sekikengyō Co., Ltd., to dispose of soil and stones. ② Dispose of heat-resistant glass, such as cloudy cosmetics containers and baby bottles, as landfill waste. ③ Aluminum foil is landfill waste. ④ Wash soil from plant pots. ⑤ Footwear should be disposed of as landfill waste if they are extremely dirty or if you only have one of a pair. (Otherwise, put them as recyclables) | <p>Flowerpots, Aluminum foil, etc., Mirrors, CDs, DVDs, Light bulbs, Glass fish tanks, Plastic hoses, Ceramics, glass products</p> |
| <p>How to Dispose</p> | <ol style="list-style-type: none"> ① Dispose of glass items, such as fish tanks, without breaking them. ② For broken glass, etc., cover sharp portions with duct tape for protection and put them in a bag. ③ Put boots in a bag for disposal. Do not stuff them with garbage. ④ Roll up plastic hoses and gas pipes, and tie them with a rope before disposing of them. | |

4 PET Plastic Bottles / Hazardous Waste 《Twice a Month》

(1) PET plastic bottles

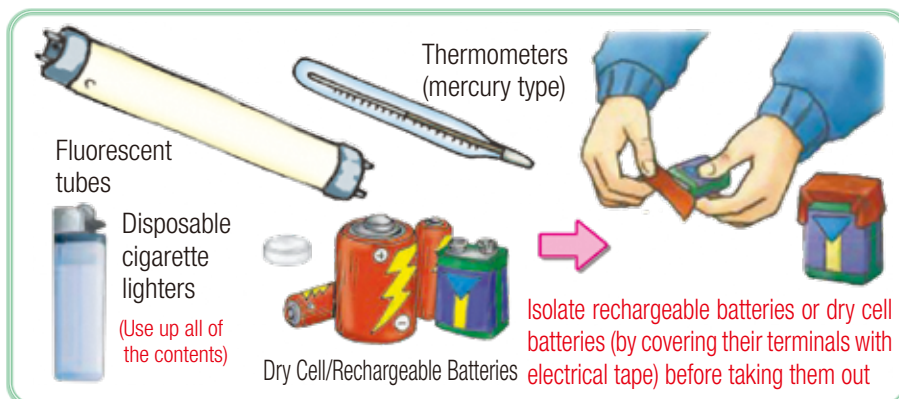
| | |
|-----------------------|--------------------------------------------------------------------------------------------------------------------------------------------------------------------------------------------------------------------------------------------------------------------------------------------------------------------------------------------------------------------------------------------------------------------------------------------------------------------------------------------------------------------------------------------------------------------------------------------------|
| How to Sort | <ol style="list-style-type: none"> Soft drink containers (tea, juice, water); containers for certain condiments (soy sauce, soy sauce products, mirin-type condiments, cooking vinegar, table vinegar, dressing-type condiments); alcoholic beverage containers (shochu, sake, whiskey, etc.) This category is limited to items marked with a special "PET1" identification mark. (Same for foreign products) Remove caps, plastic labels, and advertising stickers.  |
| How to Dispose | <ol style="list-style-type: none"> Remove caps, plastic labels, and advertising stickers (paper and plastic), and as many of the paper labels on, for example, mirin bottles as possible. Empty of contents and rinse thoroughly. In order to reduce their volume, <u>be sure to crush them</u> before placing them in the collection container. Remove from bags when placed into the collection container. Be sure to only put the bottles in. |



Remarks Section PET plastic bottles are being recycled to make fleece, food trays, new PET plastic bottles, and more.

(2) Hazardous waste (fluorescent tubes, dry cell batteries, disposable lighters, rechargeable batteries)

| | |
|-----------------------|---------------------------------------------------------------------------------------------------------------------------------------------------------------------------------------------------------------------------------------------------------------------------------------------------------------------------------------------------------------------------------------------------------------------------------------------------------------------------------------------------------------------------------------------------------------------------------------------------------------------------------------------------------------------------------------------------------------------------------------------------------------------------------------------------------------------------------------------------------------------------------------------------------------------------------------------------------------------------------------------------------------------------------------------------------------------------------------------------------------------------------------------------------------------------------------------------------------------------------------------------------------------------------------------------------------------------|
| How to Sort | <ol style="list-style-type: none"> This covers used fluorescent tubes, dry cell batteries, disposable lighters, thermometers with mercury, and rechargeable batteries Put out mercury-free incandescent light bulbs, fluorescent lamps, and LED lights with non-burnable waste (landfill waste). Use all of the fluid in disposable lighters before putting it out. (If you have not used all of the fluid, bring the lighter(s) directly to the waste incineration plant.) If you cannot remove the rechargeable batteries from a small household appliance, put the item out for collection as is with non-burnable waste (small household appliances). |
| How to Dispose | <ol style="list-style-type: none"> Place fluorescent tubes and mercury-containing thermometers directly into the bins placed at trash collection point for the purpose. Insulate dry cell batteries and rechargeable batteries with electrical tape or a similar product before placing them in the prepared 18-liter drum. Place disposable lighters as they are directly into the container for fluorescent lights. (Placing with dry batteries is a fire hazard) Put broken fluorescent lights into a clear bag before placing them in the container. If you have a broken mercury thermometer, put both thermometer and mercury into a sealed container before placing them into the collection container. <p>* You can use a PET plastic bottle with a lid to hold the thermometer/mercury, but it should be labeled “割れ体温計、水銀あり” (broken thermometer, with mercury).</p> <p>* As mercury is an <u>environmental pollutant</u>, please do not put it out with burnable waste or non-burnable waste.</p> <p>* Insulate rechargeable batteries or dry cell batteries taken from equipment (by covering their terminals with electrical tape or a similar product) and ensure that they will not be exposed before taking them out for collection.</p> |



* Please refer to pages 21-30 for a list of items in order of the alphabetical order.

5 Recyclables 《Twice a Month》

(1) Metals (including empty cans)

Recycling (All materials are transformed into new products)

| | | |
|------------------------------|----------------------------------------------------------------------------------------------------------------------------------------------------------------------------------------------------------------------------------------------------------------------------------------------------------------------------------------------------------------------------------------------------------------------------------------------------------------------------------------------------------------------------------------------------------------------------------------------------------------------------------------------------------------------------------------------------------------------------------------------------------------------------------------------------|-------------------------------------------------------------------------------------|
| <p>How to Sort</p> | <p>① Anything made of metal and plastic that consists of more than half of metal should be disposed of as recyclables. * Excludes small household appliances (all appliances with a power plug, including battery-powered ones, are considered non-burnable waste (small household appliances))</p> <p>② Vinyl-coated steel products, such as laundry poles, should be shortened to less than 2 m.</p> <p>③ Remove the umbrella cloths from umbrellas and dispose of the frame as recyclables (metals). The handles need not be removed.</p> |  |
| <p>How to Dispose</p> | <p>① Place empty cans in the empty can collection box. There is a separate collection box for small metal items.</p> <p>② Remove lids from large lidded cans before placing them in the box. Where possible, keep small nails, rivets, and similar items together when placing them in their box.</p> <p>③ Be sure to use all content in spray cans, and place them in the empty can collection basket. Do not puncture them before disposal. If you cannot fully use all of the contents in a spray can, take it directly to the waste incineration plant yourself.</p> <p>④ Make sure that all kerosene has been emptied from the main base and tank(s) of kerosene heaters and similar items before disposing.</p> <p>⑤ Use up the contents of canned foods, rinse thoroughly, and dispose.</p> | |







(2) Glass Bottles

Reusing, Recycling

| | | |
|------------------------------|---------------------------------------------------------------------------------------------------------------------------------------------------------------------------------------------------------------------------------------------------------------------------------------------------------------------------------------------------------------------------------------------------------------------------------------------------------------------------------------------------------------------------------------------------------------------------------------|----------------------------------------------------------------------------------------------------------------------------------------------------------------------------------------------------|
| <p>How to Sort</p> | <p>Bottles for beverages, food products, cosmetics, oral medicine, and pills belong to this category.</p> <p>① Cloudy cosmetic containers and glass sheets should be disposed of as non-burnable waste (landfill waste).</p> <p>② Ceramics should be disposed of as non-burnable waste (landfill waste).</p> <p>③ Remove plastic caps and dispose of them as plastic containers and packaging.</p> <p>④ Remove detachable labels and plastics.</p> <p>⑤ Items not collected: bottles containing pesticides, herbicides, etc., should be returned to the retailer where purchased.</p> |  |
| | | <p>Cosmetic bottles (Non-cloudy bottles are recyclables)</p> |
| <p>How to Dispose</p> | <p>① Sort bottles by color into three groups: transparent (colorless), brown, and others. Dispose of them in their respective bins.</p> <p>② Broken bottles should be placed in bags (transparent bags if possible).</p> <p>③ Bottles should be emptied and rinsed thoroughly.</p> <p>④ Take out baby bottles and Pyrex glassware as landfill waste. * Pyrex glass is often used for heat-resistant glass containers. Example: Glass measuring cups</p> |  |
| | | <p>One-way bottles ("One-way bottles" refer to clear, brown, and other colored glass bottles that are collected, finely crushed, and reused as the raw material for glass products)</p> |

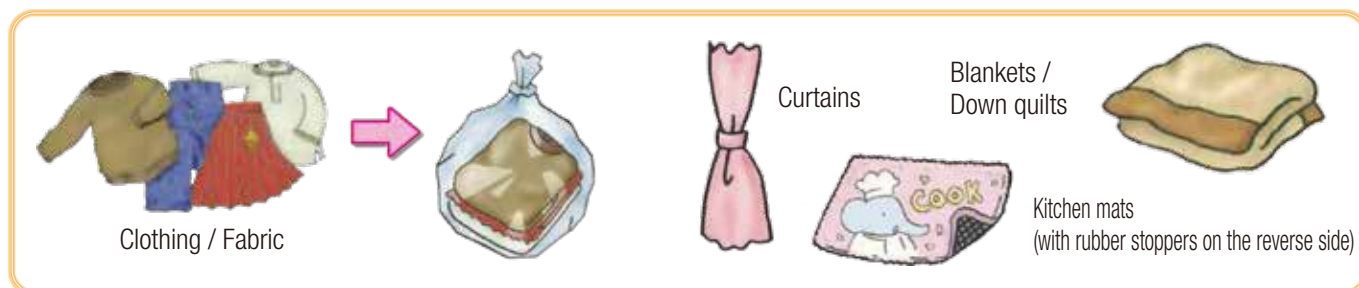
(3) Waste paper Recycling

| | |
|-----------------------|----------------------------------------------------------------------------------------------------------------------------------------------------------------------------------------------------------------------------------------------------------------------------------------------------------------------------------|
| How to Sort | ① Waste paper is separated into six categories: newspaper, magazines, miscellaneous paper, cardboard, milk and other cartons, and shredded paper. |
| How to Dispose | ① Bundle by tying up the stack both horizontally and vertically using a string suitable for tying paper. ② Empty milk and other cartons, rinse, flatten as much as possible, and tie them into a bundle before taking them out. ③ Remove duct tape and packing tape from cardboard and put the tape out as burnable waste. |

| Newspaper | Magazines | Miscellaneous papers | Cardboard | Shredded paper | Paper cartons for milk, juice, sake, etc. |
|-----------------------------------------------------------------------------------|------------------------------------------------------------------------------------|-----------------------------------------------------------------------------------|-----------------------------------------------------------------------------------|------------------------------------------------------------------------------------|------------------------------------------------------------------------------------------------------|
|  |  |  |  |  |  |
| * Newspaper insert flyers/ads should be bundled together with the newspaper. | * Paper boxes, wrapping paper, catalogs, copy paper, etc. can be bundled together. | | | | * Rinse with water, cut open, dry, and bundle. * Cartons with coating inside are also acceptable. |

(4) Clothing / Shoes Reusing, Recycling

| Categories | Items to be disposed of as recyclables | Items to be disposed of as burnable waste non-burnable waste (crushable waste) |
|--------------------------|----------------------------------------------------------------------------------------------------------------------------------------------------------------------------------------------------------------------------------------------|-----------------------------------------------------------------------------------------------------------------------------------------------------------------------------------------------------|
| Clothing | Suits, sweat suits, neckties, socks, aprons, jackets, underpants and other undergarments, sweaters, kimonos, obis, yukatas, swimsuits, etc. | Burnable waste: clothing stained with paint, oil, etc., torn clothing, pantyhose, yarn, ripped underwear, socks with holes, etc. |
| Cloth | Towels, sheets, small kitchen mats (no larger than 70 cm x 100 cm), handkerchiefs, scarves | Burnable waste: strips of cloth (cloth scraps) and wiping cloths Crushable waste: rugs and carpets |
| Shoes | Sneakers, hiking shoes, business shoes (including leather shoes), boots, high heels, etc. <u>* Always dispose of as a pair</u> | Crushable waste: items that are extremely dirty, only one of a pair, beach sandals, geta clogs, zori sandals, setta sandals, shoes with broken soles, rain boots (adults/children), long work boots |
| Bags | Bags, backpacks, knapsacks, waist pouches, etc. Can be quilted, have fake fur, or have chain handles | Crushable waste: bags that are no longer usable, hard school backpacks, suitcases and other luggage with casters, pouches, wallets, drawstring sacks, etc. |
| Curtains Blankets | Curtains, blankets, cotton blankets, futon covers, pillowcases, sheets, winter sheets, down quilts | Crushable waste: items with stuffing such as futons, torn curtains, and soiled blankets |
| How to Dispose | Place it in a plastic bag when putting it out for pickup. * Wet fabrics cannot be reused. Do not place out for pickup when rain is expected. * Take out to the trash collection point and place the bag with its tied opening on the bottom. | |



Remarks Section Please dispose of non-reusable items not listed above as burnable waste or crushable waste based on their size. Some of these include: ① items dirtied with mud, oil, paint, or another soiling to the extent that they cannot be washed, ② mattresses, comforters, floor cushions, pillows, and similar items, ③ lavatory seat covers, doormats, and bathmats, ④ slippers and dust cloths, ⑤ blankets and towels used for pets, ⑥ Kotatsu underlays and heated blankets, ⑦ plastic raincoats and umbrellas.

Recycling Miscellaneous Paper

Miscellaneous Paper Is a Precious Resource

Be sure to help  recycle miscellaneous paper


Nagaizumi Town collects miscellaneous paper as recyclables as part of its efforts to reduce burnable waste and to promote the effective utilization of resources. If we can avoid the incineration of miscellaneous paper and recycle it instead, we will greatly reduce the total amount of waste burned. This will lead to cutting down on incineration costs, prolonging the longevity of incineration facilities, and help prevent global warming by reducing the emission of carbon dioxide. Please join our efforts and dispose of miscellaneous paper as recyclables.

Papers that can be disposed of as miscellaneous paper Paper packaging and paper products with a mark



* Extremely dirty paper and vinyl-coated paper cannot be disposed of as miscellaneous paper. → Remove and dispose of burnable waste.

Paper not categorized as "miscellaneous paper" → Dispose of as burnable waste



How to Dispose



Bundle by tying up the stack both horizontally and vertically using paper strings. Paper boxes (tissue boxes, candy boxes, etc.), wrapping paper, paper bags, notebooks, pamphlets, copy paper, calendars, etc. may be bundled together with magazines.



Miscellaneous paper that cannot be bundled together with magazines should be placed in a paper bag. Put out when the bag is full, tying the top handles closed or vertically tying up the entire bag using string suitable for paper disposal.

Not all papers can be disposed of as miscellaneous paper.

Recycling Electric Home Appliances

Appliances Subject TVs, air conditioners, refrigerators, freezers, washing machines, clothes dryers

These Six Electric Home Appliances Cannot Be Disposed of at Waste Collection Point

The Home Appliance Recycling Law mandates the recycling of six electric home appliances: TVs, air conditioners, refrigerators, freezers, washing machines, and clothes dryers.

| Category | TVs | Air Conditioners (indoor and outdoor equipment as a set) | Refrigerators, freezers | Washing machines | Clothes dryers |
|-------------------|---------------------------------------------------------------------------------------------|-------------------------------------------------------------|----------------------------|---------------------|----------------|
| ① Recycling fees | Please check with the post office as it varies depending on the manufacturer and size. | | | | |
| ② Collection fees | Confirm transportation costs that may be incurred with your retailer or collecting company. | | | | |

* Contact for manufacturers' recycling fees: **Electric Home Appliance Recycling Ticket Center TEL: 0120-319-640**

How to Dispose

(1) Trade-in when purchasing a replacement

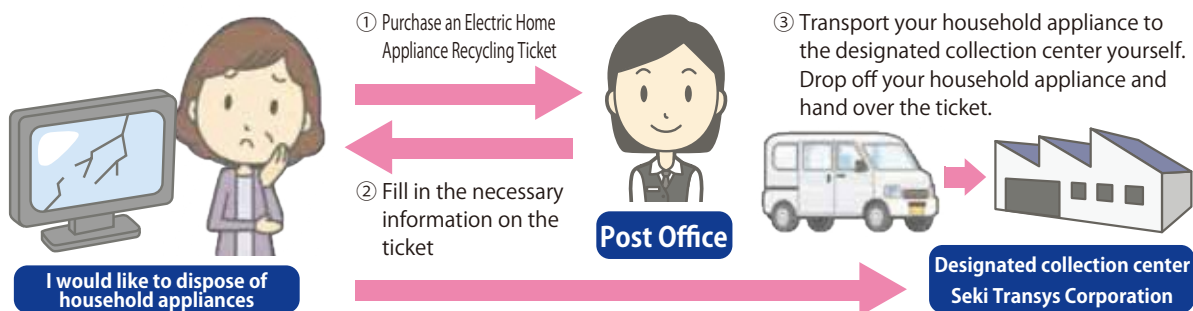
The retailer selling a qualifying new product is obliged to collect the item you are replacing, if you so wish. (Contact the retailer regarding transportation fees that apply to the collection)

(2) Collection by the retailer (the shop of purchase)

When you wish to dispose qualifying new product without purchasing a replacement, the retailer from which the appliance was purchased is obliged to collect the product. (Contact the retailer regarding transportation fees that apply to the collection)

(3) Directly drop off the unneeded product at a collection center designated by the manufacturer

You can drop off a used appliance at the following **designated collection center**.



Designated collection center

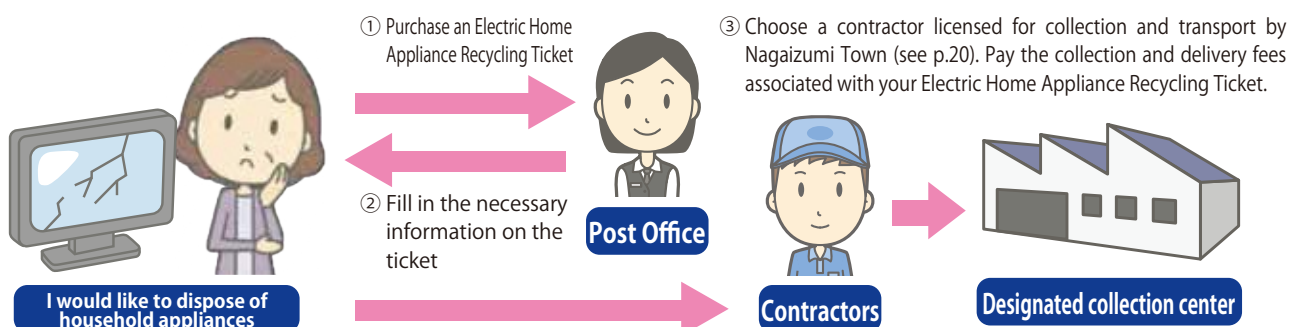
Seki Transys Corporation

515-1 Nameri, Nagaizumi Town

TEL 988-6868 FAX 988-6869

(4) Request collection from a certified general waste disposal contractor (see p.20)

When you are unable to deliver the appliance to the collection center in (3), you can request collection from a certified contractor. In this case, you must pay both the ① recycling fee and the ② transportation cost for collection.



* Please refer to pages 21-30 for a list of items in order of the alphabetical order.

Recycling Personal Computers

Act on the Promotion of Effective Utilization of Resources requires that manufacturers collect and recycle used computers. Personal computers are covered under the Act on Promotion of Recycling of Small Waste Electrical and Electronic Equipment, so they can be processed by the municipality.

If you would like the town to dispose of an old PC, please erase all data and bring it directly to the waste incineration plant.



◀ Ministry of Economy, Trade and Industry: Computer Recycling
(Act on the Promotion of Effective Utilization of Resources)
https://www.meti.go.jp/policy/it_policy/kaden/index02.html



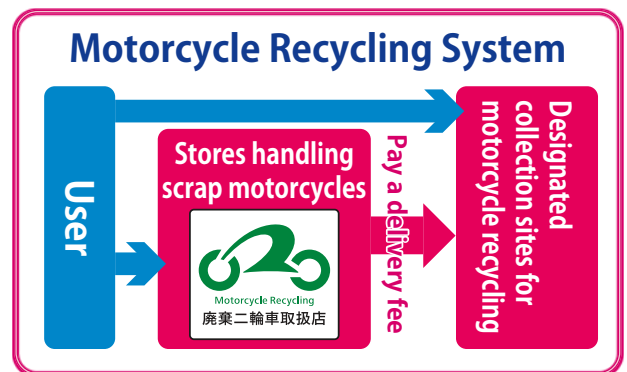
Recycling Motorcycles



Motorcycles collected through the Motorcycle Recycling System will be recycled free of charge.

First, confirm whether your motorcycle qualifies for the Motorcycle Recycling System.

For details, contact
Motorcycle Recycling Call Center
☎050-3000-0727
<https://www.jarc.or.jp/motorcycle/contact/>



The designated motorcycle collection center in Nagaizumi Town is **Seki Transys** (see p.16).

Recycling Deep Frying Oil



Try recycling your deep frying oil instead of throwing it out.

Overview

- Reusable oils** Sesame oil, salad oil, olive oil, corn oil, safflower oil, and other vegetable oils that are liquid at room temperature
- Non-reusable oils** Lard, coconut oil, and other cooking oils that are solid at room temperature. Engine oil, gear oil, and other mineral-based oils are also not accepted
- Disposal** Please put it in PET plastic bottles or other containers with a lid, and bring it directly to the waste incineration plant.
* Mondays through Fridays from 8:30 AM to 4:30 PM.

Disposing of Waste After a Large-Scale Disaster Department of Living Environment for details ☎989-5514

Large-scale disasters may create a large amount of cleanup waste such as broken furniture and tatami mats, as well as debris from damaged houses. Such waste is referred to as "disaster waste," and must be disposed of separately from "household waste" that is generated day-to-day.

■ Disposing of Waste After a Large-Scale Disaster

Household waste: Bring to your usual trash collection point

* Depending on a disaster's scale and the resulting situation, collection may not take place for a period of time.

Disaster waste: Bring to the temporary disposal site set up by the town

* The town will notify residents if a temporary disposal site is established.

■ Be sure not to dispose of disaster waste on public roads, or in vacant lots, parks, etc.

Apart from blocking the passage of emergency and work vehicles, it can lead to unsanitary conditions and prolong the clean-up process.

Following waste disposal rules during disasters will help with a swift recovery.

Be sure to do your part.

Disposal of Items Not Collected by the Municipality (Items That Must Not Be Disposed of with Other Trash/Recycling)

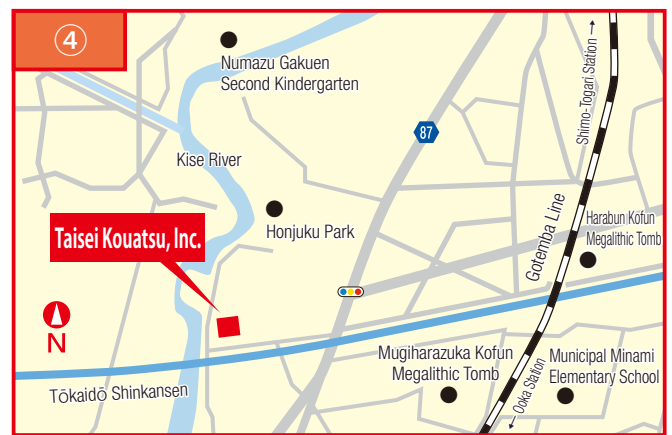
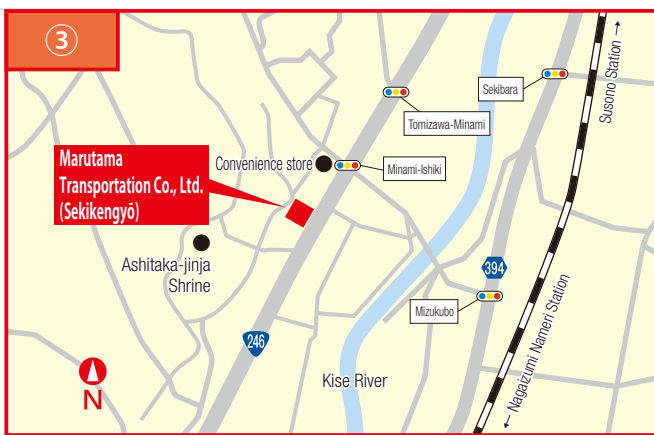
| Items | Disposal | Businesses that can help | Contact | Map |
|----------------------------------------------------------------------------------|-------------------------------------------------------------------------------------------------------------------------------------------|----------------------------------------------------------------------|----------|-----|
| Rocks, soil, sand Horticultural soil Roof tiles | Please dispose of these yourself. If you are unable to do so, assign a specialist | Marutama Transportation Co., Ltd. (Sekikengyō Co., Ltd.) | 986-5317 | ③ |
| Tires (Including wheels) | Request the services of a specialist | Daishin-Gomu. | 923-8222 | ⑤ |
| Batteries | Collected when having your tire(s) changed, or request the services of a specialist | Heiwa Recycle Co., Ltd. | 986-3333 | ② |
| Parts of cars and bikes | Request the services of a specialist | Seki Transys Corporation | 988-6868 | ① |
| Construction Waste Materials (Blocks, Concrete Debris) | Request the services of a specialist | Marutama Transportation Co., Ltd. (Sekikengyō Co., Ltd.) | 986-5317 | ③ |
| Construction waste materials (general) | Request the services of a specialist Request the services of a building contractor | Seki Transys Corporation | 988-6868 | ① |
| Paint cans and paint | Request the services of a specialist | Seki Transys Corporation | 988-6868 | ① |
| Propane gas cylinders | Inquire at the shop of purchase or with a specialist | Taisei Kouatsu, Inc. | 986-5485 | ④ |
| Fire extinguishers | Inquire at the shop of purchase or with a specialist | Ogawa Pump Industrial Company | 986-7200 | ⑤ |
| Concrete blocks, bricks, broken concrete chunks | Request the services of a specialist | Marutama Transportation Co., Ltd. (Sekikengyō Co., Ltd.) | 986-5317 | ③ |
| Pianos, organs, electric pianos, and electones | Inquire at the shop of purchase or with a specialist | Seki Transys Corporation | 988-6868 | ① |
| Fireproof safes | Inquire at the shop of purchase or with a specialist | Seki Transys Corporation | 988-6868 | ① |
| Agricultural chemicals | Inquire at the shop of purchase or with a specialist | | | |
| Tatami mats | Inquire at the shop of purchase or with a specialist | Seki Transys Corporation | 988-6868 | ① |
| Plastic mulch sheets for agricultural use | Inquire at the shop of purchase or with a specialist | Seki Transys Corporation | 988-6868 | ① |
| Agricultural machinery | Inquire at the shop of purchase or with a specialist | Seki Transys Corporation | 988-6868 | ① |
| TVs, refrigerators, freezers, washing machines, clothes dryers, air conditioners | See p. 16 | Designated collection sites in Nagaizumi Seki Transys Corporation | 988-6868 | ① |
| Needles | Request the services of a specialist | Usagi Pharmacy | 980-6820 | ⑥ |
| Waste oils (Oil) | Request the services of a specialist | Seki Transys Corporation | 988-6868 | ① |
| Waste oils (Gasoline) | Request the services of a specialist (* As these are dangerous substances, be sure that they are completely used up.) | | | |
| Waste oils (Kerosene) | Request the services of a specialist. (Check whether you can take this to your nearest gas station, and, if so, the conditions involved.) | | | |

* Please check with the relevant business operators regarding processing fees.

* Please refer to pages 21-30 for a list of items in order of the alphabetical order.

Businesses Where You Can Dispose of Items Not Collected by the Municipality

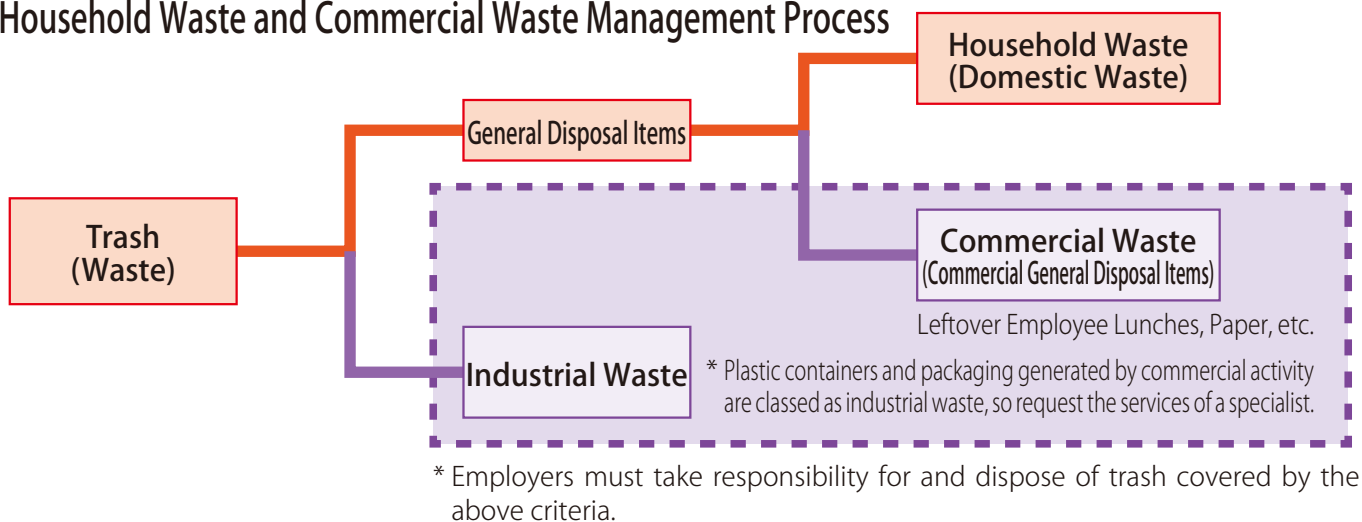
| Number | Name of Business | Address | Telephone | Fax |
|--------|----------------------------------------------------------|---------------------------------|-----------|----------|
| ① | Seki Transys Corporation | 515-1 Nameri, Nagaizumi | 988-6868 | 988-6869 |
| ② | Heiwa Recycle Co., Ltd. | 480-1 Moto-Nagakubo, Nagaizumi | 986-3333 | 986-4444 |
| ③ | Marutama Transportation Co., Ltd. (Sekikengyō Co., Ltd.) | 394-16 Minami-Ishiki, Nagaizumi | 986-5317 | 987-0420 |
| ④ | Taisei Kouatsu, Inc. | 291--1 Honjuku, Nagaizumi | 986-5485 | 986-5224 |
| ⑤ | Daishin-Gomu. | 319-144 Onoue, Ashitaka, Numazu | 923-8222 | 924-5053 |
| ⑥ | Usagi Pharmacy | 283-1 Minami-Ishiki, Nagaizumi | 980-6820 | 980-6821 |



Contractors Licensed in General Disposal Management

| App. No. | Business name | Address | Telephone |
|----------|-------------------------------------------------|-------------------------------------------------|-----------|
| 1 | Tokai Clean System Co., Ltd. | 45-4 Kozuwa, Numazu | 925-5553 |
| 2 | Seki Transys Corporation | 515-1 Nameri, Nagaizumi | 988-6868 |
| 3 | Heiwa Recycle Co., Ltd. | 480-1 Moto-Nagakubo, Nagaizumi | 986-3333 |
| 4 | Japan Treatment Industry Co., Ltd. | 281-61 Karuizawa, Kannami | 974-2322 |
| 5 | Akiyama Environmental Services Co., Ltd. | 1982-54 Natsumegi, Yata, Mishima | 972-1434 |
| 6 | Maruman Industries Ltd. | 37-7 Matoba, Shimizu-cho | 976-7844 |
| 7 | Taishū Ltd. | 301-6 Icchōda, Mishima | 986-6252 |
| 8 | Noharasyoji Ltd. | 2398-1 Ooka, Numazu | 962-8788 |
| 9 | Toho Enterprise Ltd. | 521-1 Minami-Ishiki, Nagaizumi Belage I #103 | 986-1190 |
| 10 | Nagaizumi Employment Center for Senior Citizens | 1-10-9 Sakurazutsumi, Nagaizumi | 988-2670 |
| 11 | Nagaizumi Kankyo Co., Ltd. | 608-1 Honjuku, Nagaizumi | 999-7087 |
| 12 | Matsuoka-Syoji, Inc. | 299-1 Honjuku, Nagaizumi | 986-9126 |
| 13 | Tsuchiya Trading Co., Ltd. | 458 Minami-Ishiki, Nagaizumi | 989-1498 |
| 14 | Housing Service ARAI | 1719-1 Ooka, Numazu | 976-8804 |

Household Waste and Commercial Waste Management Process



Sorting/Classification Guide and Disposal Tips

| Order | Items | Classification/Sorting | Disposal tips | |
|--------------------------------------------|------------------------------------|-----------------------------------------------------------------------------------------------------------|---------------------------------------------------------------------------------------------------------------------------------------|----------------------------------------------------------------------------------------------------------------------|
| A▼ | Abacuses | Plastic | Plastic waste (other) | |
| | | Made of wood | Burnable waste | |
| | Agricultural machinery | [Must Not Be Disposed of with Other Trash/Recycling] (see p.18) | Request the services of a specialist. | |
| | Agricultural plastic sheet / mulch | [Must Not Be Disposed of with Other Trash/Recycling] (see p.18) | Request the services of a specialist. | |
| | Air Conditioners | [Must Not Be Disposed of with Other Trash/Recycling] (as per The Home Appliance Recycling Law (see p.16)) | | |
| | Air freshener containers (plastic) | Plastic waste (other) | Use up all contents. Dispose of ceramic ones as landfill waste. | |
| | Air pumps | Recyclables (metal) | * Remove hoses and dispose them of as non-burnable waste (landfill). | |
| | Air purifiers | Non-burnable waste (small household appliances) | Remove plastics and other materials and dispose of them separately. | |
| | Aluminum cans | Recyclables (metal) | Place in the empty can container. | |
| | Aluminum coated bags | Plastic waste (containers and packaging) | Clean residue from sweets, prepared food, etc. and dispose. | |
| | Aluminum foil | Non-burnable waste (landfill waste) | | |
| | Antennas (satellite antennas) | Non-burnable waste (small household appliances) | * Dispose of plastic items with plastic waste (other). | |
| | Artificial turf | Plastic waste (other) | If you have more than 50 cm, you must bring it to the waste incineration plant yourself. Only for generated at private residences. | |
| | Ash | Burnable waste | * Business incinerator ash [Must Not Be Disposed of with Other Trash/Recycling.] | |
| | Astronomical telescopes | Recyclables (metal) | Remove detachable lenses, plastic, etc. | |
| | B▼ | Baby bottles | Non-burnable waste (landfill waste) | * Dispose of plastic items with plastic waste (other). |
| Baby seats/bouncers | | Non-burnable waste (crushable waste) | Dismantle into pieces 50 cm or less. | |
| Baby slings | | Recyclables (clothing) | Put out together with clothing. Do not put it out on rainy days or else cover it with a plastic bag. | |
| Backpacks | | Non-burnable waste (crushable waste) | Remove as much metal as possible. | |
| Bags | | Recyclables (clothing) | Place it in a plastic bag when putting it out. Do not put it out on rainy days or else cover it with a plastic bag. | |
| Bags | | Recyclables (fabrics) | Place in a plastic bag with clothing. Includes non-woven fabric. Do not put it out on rainy days or else cover it with a plastic bag. | |
| Ballpoint pens | | Non-burnable waste (landfill waste) | * Disassemble and dispose of plastic parts with plastic waste (other). | |
| Balls (for sports/toys) | | Non-burnable waste (landfill waste) | * Dispose of plastic ones with plastic waste (other). | |
| Bamboo skewers | | Burnable waste | Break the tips. | |
| Barrels / Buckets (plastic) | | Plastic waste (other) | | |
| Baskets | | Plastic | Plastic waste (other) | Dispose of plastic baskets and containers with plastic waste (other). |
| | | Wood, bamboo | Burnable waste | Take baskets made from natural materials apart before disposal. |
| Bath covers | | Non-burnable waste (crushable waste) | * Dispose of plastic items with plastic waste (other). | |
| Bath stools (plastic) | | Plastic waste (other) | | |
| Bathing buckets / Bath heaters / Bathtubs | | [Must Not Be Disposed of with Other Trash/Recycling] | Request the services of a specialist. | |
| Bathmats | | Other than fabric | Non-burnable waste (landfill waste) | Diatomaceous earth bath mats are landfill waste. |
| | | Cloth | Recyclables (clothing) | Wash and dry before disposal. Do not put it out on rainy days or else cover it with a plastic bag. |
| Bathroom scales | | Non-burnable waste (small household appliances) | | |
| Bats | | Metals | Recyclables (metal) | |
| | | Made of wood | Burnable waste | |
| Batteries | | | PET plastic bottles, hazardous waste | Insulate with electrical tape or a similar product before placing them in the 18-liter drum at the collection point. |
| Batteries | | For vehicles and motorcycles | [Must Not Be Disposed of with Other Trash/Recycling] (see p.18) | Request the services of a specialist. |
| | | Others | [Must Not Be Disposed of with Other Trash/Recycling] | (Example) Dyson batteries: non-genuine items must be brought to the waste incineration plant. |
| Beach sandals | | Non-burnable waste (landfill waste) | | |
| Beds | | Main units | Recyclables (metal) Burnable waste | Disassemble and cut to the specified size. Wood is burnable waste, metal is recyclables. |
| | | Mats | Non-burnable waste (crushable waste) | Fold compactly and put out. Bring items with springs to the waste incineration plant. |
| Beds with metal frames | | Recyclables (metal) / other | * Baseboards are burnable waste. Mattresses are non-burnable waste (crushable). | |
| Bells | | Recyclables (metal) | | |
| Belts | | Non-burnable waste (landfill waste) | Dispose of leather items with recyclables. | |
| Bento box divider (Baran) | | Plastic waste (other) | | |
| Bento lunch box containers (plastic) | | Plastic waste (containers and packaging) | Rinse and dispose. | |
| Bicycles / Unicycles | | Recyclables (metal) | | |
| Bird cages | | Metals | Recyclables (metal) | Remove non-metallic items before disposing of them. |
| | | Bamboo | Burnable waste | Break up before disposal. |
| Bladed items | | Recyclables (metal) | Tape the blades to prevent cutting. | |
| Blankets | | Recyclables (clothing) | Do not put it out on rainy days or else cover it with a plastic bag. | |
| Blinds | | Recyclables (metal) | Dispose of plastic items with plastic waste (other). | |
| Blood pressure monitors (battery-operated) | | Non-burnable waste (small household appliances) | | |
| Blue tarps | | Plastic waste (other) | | |
| Books | | Recyclables (waste paper) | Tie in bundles with string. Do not place out for pickup when rain is expected. | |
| Boots | | Non-burnable waste (landfill waste) | | |
| Bottles / Jars (cloudy, for cosmetics) | | Non-burnable waste (landfill waste) | | |

| Order | Items | Classification/Sorting | Disposal tips | |
|------------------------------|--------------------------------------------------------------------------------|----------------------------------------------------|--------------------------------------------------------------------------------------------------------------------------------------------------------------------------------------------------------------------------------------------|-------------------------------------------------------------------------------------------------------------------------------------------------------------------|
| B▼ | Bottles / Jars (for beverages, seasonings, etc.) | Recyclables (bottles and jars) | Use up all contents. Remove the top. | |
| | Bottles / Jars (for makeup) | Recyclables (bottles and jars) | Use up all contents. Remove the top. | |
| | Bowl (plastic, for cooking) | Plastic waste (other) | * Dispose of metal items with recyclables (metal). | |
| | Bowling balls | Non-burnable waste (landfill waste) | | |
| | Bowls (Chawan) | Ceramic items | Non-burnable waste (landfill waste) | |
| | | Plastic | Plastic waste (other) | |
| | Box cutters | Recyclables (metal) | | |
| | Braille paper | Burnable waste | * Specialty paper cannot be disposed of with recyclables. | |
| | Braziers (hibachi) | Non-burnable waste (landfill waste) | * Dispose of non-landfill items by material. | |
| | Brooms | Burnable waste | Cut into lengths of 50 cm or less and put out. | |
| | Brooms (handles made of plastic-covered metal, broom portions made of plastic) | Separable | Non-burnable waste (landfill waste) Recyclables (metal) | |
| | | Not separable | Non-burnable waste (landfill waste) | |
| | Brushes | For bathroom use | Non-burnable waste (landfill waste) | |
| | | For toilets | Non-burnable waste (landfill waste) | |
| | Brushes (paint, calligraphy, cosmetics) | Burnable waste | Lightly wash off any ink or paint. | |
| | Buckets | Plastic | Plastic waste (other) | If the handle is metal, remove the handle and dispose of it. |
| | | Metals | Recyclables (metal) | |
| | Buddha statues and similar items | Wooden images | Burnable waste | Have appropriate ceremonies conducted, cut to an appropriate size, and drop off at the waste incineration plant. Otherwise request the services of a shrine, etc. |
| | | Cast iron | Recyclables (metal) | Have appropriate ceremonies conducted, cut to an appropriate size, and drop off at the waste incineration plant. Otherwise request the services of a shrine, etc. |
| | | Ceramic items | Non-burnable waste (landfill waste) | Have appropriate ceremonies conducted, cut to an appropriate size, and drop off at the waste incineration plant. Otherwise request the services of a shrine, etc. |
| | Buddhist altars | Burnable waste | Have appropriate ceremonies conducted, disassembled, and put out as individual boards. When bringing to the waste incineration plant directly, also bring as individual boards. Altars that have not been disassembled cannot be accepted. | |
| Bug catching cages (plastic) | Plastic waste (other) | | | |
| Button badges | Recyclables (metal) | | | |
| Button batteries | PET plastic bottles, hazardous waste | Place in the 18-liter drum at the collection site. | | |
| Buttons | Plastic waste (other) | * Dispose of metal items with recyclables (metal). | | |
| C▼ | Cabinets (wood) | Burnable waste | Disassemble, cut into lengths of 50 cm or less, and bundle together. You can also bring items to the waste incineration plant yourself. | |
| | Calculators / Electronic organizers | Non-burnable waste (small household appliances) | * Remove batteries, and put them out as hazardous waste (batteries). | |
| | Calligraphy bags | Non-burnable waste (crushable waste) | Empty contents before disposal. | |
| | Calligraphy pads (felt) | Burnable waste | | |
| | Cameras (conventional/digital) | Non-burnable waste (small household appliances) | * Remove batteries, and put them out as hazardous waste (batteries). | |
| | Candles | Burnable waste | Items themselves are burnable waste. Sort packs by material and dispose of them. | |
| | Cans (sweets, seaweed, tea) | Recyclables (metal) | Place large cans in with metals and small ones in the empty can collection basket. | |
| | Canteens | Stainless steel | Recyclables (metal) | Remove any detachable plastic. * Items with glass inside are landfill waste. |
| | | Plastic | Plastic waste (other) | |
| | Caps (lids) | Plastic | Plastic waste (containers and packaging) | Plastic caps for PET plastic bottles and other bottles and jars. |
| | | Metals | Recyclables (metal) | Put in a can with a lid with other small metal items like nails. |
| | Car navigation systems, Car TVs | Non-burnable waste (small household appliances) | | |
| | Carbon paper | Burnable waste | * Cannot be disposed of with recyclables. | |
| | Carcasses of pets, etc. | Burnable waste | Small animals can go into burnable waste. For larger animals, request the services of a specialist. | |
| | Cardboard | Recyclables (waste paper) | Tie in bundles with string. Remove duct tape, etc. | |
| | Cards with magnetic strips | Non-burnable waste (landfill waste) | | |
| | Carpets | Non-burnable waste (crushable waste) | Fold compactly and tie up. | |
| | Carpets | Non-burnable waste (crushable waste) | Fold compactly and tie up. Items with rubber backing are recyclables (fabric). | |
| | Cassette cylinders | Recyclables (metal) | Use all content and place them in the empty can collection basket. Do not puncture them before disposal. | |
| | Cassette decks | Non-burnable waste (small household appliances) | | |
| | Cassette gas stove | Items with batteries | Non-burnable waste (small household appliances) | |
| | | Without batteries | Recyclables (metal) | |
| | Cassette tapes | Non-burnable waste (landfill waste) | Put out cases with plastic waste (other). | |
| | Castanets (musical instrument) | Burnable waste | Only the wood. <u>Dispose of other parts by material.</u> | |
| | Cat litter | Burnable waste | | |
| | CD players | Non-burnable waste (small household appliances) | * Disassemble wooden speakers and dispose of materials separately. | |
| | CDs | Non-burnable waste (landfill waste) | Dispose of cases, papers, and CDs according to material. | |
| | Cellular phones | Non-burnable waste (small household appliances) | Whenever possible return to the place of purchase. | |
| | Ceramic items | Non-burnable waste (landfill waste) | | |
| | Ceramic knives | Recyclables (metal) | | |
| | Chairs (metal) | Recyclables (metal) | * Wooden chairs are burnable waste. Remove any cushions. | |
| | Chairs (Zaisu) | Non-burnable waste (crushable waste) | * Disassemble when possible and dispose of according to materials. | |

| Order | Items | Classification/Sorting | Disposal tips | |
|---------------------------------|-----------------------------------------------------------|---------------------------------------------------------------------------------------------------------------------|--------------------------------------------------------------------------------------------------------------------------------|-----------------------------------------------------------------------------------------------------------------------------------------|
| C▼ | Charcoal | Burnable waste | | |
| | Chargers | Non-burnable waste (small household appliances) | | |
| | Child car seats | Non-burnable waste (crushable waste) | | |
| | Children's inflatable pools | Plastic waste (other) | | |
| | Chopsticks | Burnable waste | | |
| | Cigarette butts | Burnable waste | Note: Ones that have been soaked with water or otherwise completely extinguished. | |
| | Cinder blocks / Bricks | [Must Not Be Disposed of with Other Trash/Recycling] | Request the services of a specialist. | |
| | Clay / Paper clay | Non-burnable waste (landfill waste) | | |
| | Clear plastic folders | Plastic waste (other) | | |
| | Cleats | Non-burnable waste (landfill waste) | Remove spikes when possible and dispose of them according to material. | |
| | Clips | Recyclables (metal) | Dispose of plastic items with plastic waste (other). | |
| | Clocks (metal) | Non-burnable waste (small household appliances) | * Remove batteries, and put them out as hazardous waste (batteries). | |
| | Clothes | Recyclables (clothing) | Place it in a plastic bag when putting it out for pickup. Do not put it out on rainy days or else cover it with a plastic bag. | |
| | Clothes dryers | [Must Not Be Disposed of with Other Trash/Recycling] (as per The Home Appliance Recycling Law (see p.16)) | | |
| | Clothespins (plastic) | Plastic waste (other) | Separate plastic and metal. Dispose of materials separately. | |
| | Clothing / Fabric | Recyclables (clothing) | Place it in a plastic bag when putting it out. Do not put it out on rainy days or else cover it with a plastic bag. | |
| | Clothing boxes | Made of paper or wood | Burnable waste | Disassemble, fold, and put out. Cardboard goes out with recyclables. |
| | | Metals | Recyclables (metal) | Do not put anything inside. |
| | | Plastic | Plastic waste (other) | Do not put anything inside. |
| | Coating materials | [Must Not Be Disposed of with Other Trash/Recycling] (see p.18) | * For small quantities, absorb with paper or similar and dispose of as burnable waste. | |
| | Coffee bags | Plastic waste (containers and packaging) | | |
| | Concrete debris | [Must Not Be Disposed of with Other Trash/Recycling] (see p.18) | Request the services of a specialist. | |
| | Condiment bottles/jars | Recyclables (bottles and jars) | Use all contents, rinse inside, and dispose. | |
| | Condiment containers (plastic) | Plastic waste (containers and packaging) | Use all contents, rinse inside, and dispose. | |
| | Contact lenses | Non-burnable waste (landfill waste) | Lenses are landfill waste. Dispose of containers according to their material. | |
| | Containers (plastic) | Plastic waste (other) | | |
| | Containers for agricultural chemicals and other chemicals | [Must Not Be Disposed of with Other Trash/Recycling] (see p.18) | Request the services of a specialist. | |
| | Cooking utensils (metal) | Recyclables (metal) | * Dispose of items other than metal by material. | |
| | Cooler bags | Non-burnable waste (crushable waste) | | |
| | Coolers | Plastic waste (other) | | |
| | Cooling gel sheets | Non-burnable waste (landfill waste) | | |
| | Cooling mats | Recyclables (clothing) | Do not put it out on rainy days or else cover it with a plastic bag. | |
| | Cooling packs | Non-burnable waste (landfill waste) | | |
| | Copy machines | Recyclables (metal) | * Only for items used at home. Items used by businesses [Must Not Be Disposed of with Other Trash/Recycling]. | |
| | Corrugated plastic sheets | [Must Not Be Disposed of with Other Trash/Recycling] | | |
| | Corrugated steel sheets | Metals | [Must Not Be Disposed of with Other Trash/Recycling] | Construction waste. |
| | | Plastic | [Must Not Be Disposed of with Other Trash/Recycling] | Construction waste. |
| | Corrugates steel sheets | Recyclables (metal) | Those used for the walls of homes or warehouses are construction waste. | |
| | Cosmetic bottles | Non-burnable waste (landfill waste) | Use up all contents. Remove lids and dispose of them according to materials. | |
| | Cotton | Burnable waste | | |
| | Cotton swabs | Burnable waste | Sanitary products. | |
| | Crayons / Coupy pencils | Non-burnable waste (landfill waste) | | |
| | Credit cards | Non-burnable waste (landfill waste) | * Remove personally identifiable information. Cut into small pieces. | |
| Cup noodle containers | Plastic | Plastic waste (containers and packaging) | * Paper lids with aluminum lining are recyclables. Rinse containers with water. | |
| | Paper containers | Recyclables (waste paper) | * Paper lids with aluminum lining are recyclables. Rinse containers with water. | |
| Cups / Mugs | Glass | Non-burnable waste (landfill waste) | | |
| | Plastic | Plastic waste (other) | | |
| Curtain rails | Recyclables (metal) | | | |
| Curtains | Recyclables (clothing) | Place it in a plastic bag when putting it out. Do not put it out on rainy days or else cover it with a plastic bag. | | |
| Cushioning material (plastic) | Plastic waste (containers and packaging) | | | |
| Cushions with microbead filling | Non-burnable waste (landfill waste) | If only the beads are bagged, put out with plastic waste (other). | | |
| Cutting boards (wood) | Burnable waste | * Dispose of plastic items with plastic waste (other). | | |
| Cylindrical lunch canisters | Non-burnable waste (landfill waste) | | | |
| D▼ | Deep frying guards (aluminum) | Recyclables (metal) | Lightly wash. | |
| | Deodorizer | Plastic | Plastic waste (other) | |
| | | Glass, ceramic | Non-burnable waste (landfill waste) | Use the contents completely. |
| | Desk lamps | Non-burnable waste (small household appliances) | Remove the plastic parts of fluorescent tubes, bulbs, and shade. | |
| | Desk mats | Plastic waste (other) | | |
| | Desks | Steel | Recyclables (metal) | Bring it to the waste incineration plant yourself. |
| | | Made of wood | Burnable waste | Disassemble, cut into lengths of 50 cm or less, and bundle together. You can also bring items to the waste incineration plant yourself. |
| | Diaper covers | Non-burnable waste (landfill waste) | | |
| Diapers (adult/children) | Burnable waste | Put waste from disposable diapers in the toilet before putting them in the trash. | | |

| Order | Items | Classification/Sorting | Disposal tips | |
|---------------------------------|------------------------------------|-------------------------------------------------------------------------|----------------------------------------------------------------------------------------------------------------------------------------------------|--------------------------------------------------------|
| D▼ | Diatomaceous earth bath mats | Non-burnable waste (landfill waste) | Contact the shop of purchase. | |
| | Dictionaries (paper) | Recyclables (paper) | | |
| | Disaster hood covers | Non-burnable waste (crushable waste) | | |
| | Disaster hoods | Non-burnable waste (crushable waste) | | |
| | Dish dryers | Non-burnable waste (small household appliances) | * Remove plastic and glass pieces. Built-in kitchen models are not included here. | |
| | Dishes | Ceramic items | Non-burnable waste (landfill waste) | * Glass items are also landfill waste. |
| | | Plastic | Plastic waste (other) | |
| | | Metals | Recyclables (metal) | |
| | Disposable face masks | Burnable waste | Sanitary products. | |
| | Doll cases (plastic) | Plastic waste (other) | Fold compactly and put out. Dispose of glass as non-burnable waste (landfill waste). | |
| | Doll clothes | Burnable waste | Dispose of plastic items with plastic waste (other). | |
| | Dolls (including decorative dolls) | Non-burnable waste (landfill waste) | | |
| | Drawers | Burnable waste | Disassemble and cut into lengths of 50 cm or less and bundle together. You can also bring items to the waste incineration plant yourself. | |
| | Dressers | Non-burnable waste (crushable waste) | Bring it to the waste incineration plant yourself. | |
| | Drum cans | [Must Not Be Disposed of with Other Trash/Recycling] | * Drop off items used at home at the waste incineration plant yourself. | |
| | Dryers | Non-burnable waste (small household appliances) | Home use only. | |
| | Drying agents | Non-burnable waste (landfill waste) | Silica gel, etc. | |
| | Drying rod supports | Recyclables (metal) | * For concrete bases, request the services of a specialist. | |
| | Drying rods | Recyclables (metal) | Cut into lengths of 2 m or less. | |
| | Duct tape (paper/cloth) | Burnable waste | | |
| Dumbbells | Recyclables (metal) | * Dispose of plastic items with plastic waste (other). | | |
| E▼ | Earphones | Non-burnable waste (small household appliances) | Whenever possible put out with other small home appliances you want to dispose of. | |
| | Earrings | Non-burnable waste (landfill waste) | Dispose of metal items with other metal. | |
| | Earthenware pots | Non-burnable waste (landfill waste) | | |
| | Egg cartons | Plastic waste (containers and packaging) | * Paper products should be disposed of as recyclables along with magazines. | |
| | Electric adjustable beds | Non-burnable waste (crushable waste) | Drop off at the waste incineration plant. | |
| | Electric blankets | Non-burnable waste (crushable waste) | Fold compactly and put out. | |
| | Electric carpets | Non-burnable waste (small household appliances) | | |
| | Electric cords | Non-burnable waste (small household appliances) | | |
| | Electric hair clippers | Non-burnable waste (small household appliances) | Both electric and manual. (Only for items used at home.) | |
| | Electric heaters | Non-burnable waste (small household appliances) | | |
| | Electric kettles | Non-burnable waste (small household appliances) | * Items used only for insulation or keeping liquids warm are non-burnable waste (landfill). | |
| | Electric pianos | [Must Not Be Disposed of with Other Trash/Recycling] (see p.18) | | |
| | Electric razors (rechargeable) | Non-burnable waste (small household appliances) | * Remove batteries, and put them out as hazardous waste (batteries). | |
| | Electric toothbrushes | Non-burnable waste (small household appliances) | Non-electric toothbrushes are burnable waste. | |
| | Enamel pots | Recyclables (metal) | | |
| | Entrance mats | Metal | Recyclables (metal) | Remove any soiling. |
| | | Rubber / Fabric | Non-burnable waste (landfill waste) | Remove any soiling. |
| | Envelopes with windows | Burnable waste | * Remove the plastic. | |
| | Exercise machines | Non-burnable waste (small household appliances) | As with fitness equipment, bring large items directly to the waste incineration plant. | |
| | Extension cords | Non-burnable waste (small household appliances) | Roll up and tie. | |
| | F▼ | Fabric scraps | Burnable waste | |
| | | Fallen leaves / Wood chips | Burnable waste | |
| | | Family Computer (Nintendo) | Non-burnable waste (small household appliances) | |
| Fans | | Non-burnable waste (small household appliances) | | |
| Fax machines (for home use) | | Non-burnable waste (small household appliances) | * You can also bring them to the waste incineration plant yourself. Items used by businesses [Must Not Be Disposed of with Other Trash/Recycling.] | |
| Files / Binders | | Recyclables (metal / waste paper) | | |
| | | Plastic waste (other) | Disassemble and dispose of by material. | |
| Film negatives | | Plastic waste (other) | * Put out film cases as plastic waste. (containers and packaging) | |
| Fire extinguishers | | [Must Not Be Disposed of with Other Trash/Recycling] (see p.18) | Request the services of a specialist. | |
| Fire extinguishers (spray type) | | Recyclables (metal) | Use the contents completely. (Fire extinguishers [Must Not Be Disposed of with Other Trash/Recycling.] Request the services of a specialist.) | |
| Fireworks | | Used items | Burnable waste | Moisten with water before disposal. |
| | | Unused items | [Must Not Be Disposed of with Other Trash/Recycling] | * Use before disposal to avoid the risk of explosions. |
| Fishing rods | | Non-burnable waste (landfill waste) | * Bamboo and non-metal items are burnable waste. | |
| Fitness equipment (metal) | | Recyclables (metal) | Chin-up bars, treadmills, etc. Remove everything but the metal parts. | |
| Flares (for vehicles) | | [Must Not Be Disposed of with Other Trash/Recycling] (Industrial Waste) | Contact Seki Transys Corporation for service. | |
| Flashlights | | Non-burnable waste (small household appliances) | Disassemble items whenever possible and dispose of parts with plastic waste (other), recyclables (metal), or others as appropriate. | |
| Floodlights (home use) | | Non-burnable waste (small household appliances) | Items used by business and industry [Must Not Be Disposed of with Other Trash/Recycling.] | |
| Floor cushions | | Non-burnable waste (crushable waste) | | |
| Floppy disks | | Non-burnable waste (landfill waste) | | |

| Order | Items | Classification/Sorting | Disposal tips | |
|---------------------------------|--------------------------------------------------------------------------------|-------------------------------------------------------------------------------------------------------------------------------------------|-----------------------------------------------------------------------------------------------------------------------------------|--------------------------------------------------------|
| F▼ | Flowerpots | Unglazed | Non-burnable waste (landfill waste) | Clean off soil or other residue before putting it out. |
| | | Plastic | Plastic waste (other) | Clean off soil or other residue before putting it out. |
| | Fluorescent tubes | PET plastic bottles, hazardous waste | Place in the provided containers. Put broken fluorescent lights into a clear bag before putting them out. | |
| | Foam bricks (for flower arranging) | Non-burnable waste (landfill waste) | | |
| | Food cans | Recyclables (metal) | Lightly wash. Put lids in a can with a lid and dispose. | |
| | Food trays | Plastic waste (containers and packaging) | Wash before disposal. | |
| | Food waste | Burnable waste | Drain well before disposal. | |
| | Forks | Metals | Recyclables (metal) | |
| | | Plastic | Plastic waste (other) | |
| | Frying pans | Recyclables (metal) | Remove wooden handles whenever possible before disposing. | |
| | Fur (kimono, scarfs) | Recyclables (clothing) | Do not put it out on rainy days or else cover it with a plastic bag. | |
| | Furniture (wood) | Burnable waste | Disassemble and bundle together into lengths of 50 cm or less. You can also bring items to the waste incineration plant yourself. | |
| | Fuse beads (toys) | Plastic waste (other) | | |
| | Futon covers | Recyclables (clothing) | Tie in bundles with string together with clothing. Do not put it out on rainy days or else cover it with a plastic bag. | |
| | Futons / Floor cushions | Non-burnable waste (crushable waste) | No more than two futons can be put out at the same time. Down quilts go out with recyclables. | |
| G▼ | Game cartridges | Non-burnable waste (landfill waste) | * Put out cases with plastic waste (other). | |
| Garden stakes (metal) | Recyclables (metal) | Must be covered by plastic and be bundled together in less than 2 m lengths. | | |
| Gas cylinders | <small>(Must Not Be Disposed of with Other Trash/Recycling) (see p.18)</small> | Request the services of a specialist. | | |
| Gas stoves (gas range) | Non-burnable waste (small household appliances) | * Dispose of rubber gas hoses as non-burnable waste (landfill). | | |
| Gasoline | <small>(Must Not Be Disposed of with Other Trash/Recycling) (see p.18)</small> | Use it up. | | |
| Glass | Glass sheets | Non-burnable waste (landfill waste) | | |
| | Glass bottles | Recyclables (bottles and jars) | Remove lids and line them up at the collection point for recyclable garbage. | |
| Glass products | Non-burnable waste (landfill waste) | Cups, tableware, heat-resistant glass, crystal glass, ashtrays, vases, etc. | | |
| Glasses | Non-burnable waste (landfill waste) | | | |
| Gloves | Burnable waste | * Dispose of rubber gloves as non-burnable waste (landfill). | | |
| Gloves (leather) | Recyclables (fabrics) | * Dispose of other material gloves as non-burnable waste (landfill). Do not put it out on rainy days or else cover it with a plastic bag. | | |
| Glow lamps | Non-burnable waste (landfill waste) | | | |
| Goggles | Plastic waste (other) | Dispose of metal items with recyclables. | | |
| Golf bags | Non-burnable waste (crushable waste) | * Remove as much metal as possible. | | |
| Golf balls | Non-burnable waste (landfill waste) | | | |
| Golf clubs (irons) | Recyclables (metal) | Tie with string. * Wood and carbon clubs are non-burnable waste (landfill). | | |
| Grass / Flowers | Burnable waste | Remove soil from the roots and dispose of it in designated bags. | | |
| Grass cutters | Recyclables (metal) | | | |
| Guitars / Electric guitars | Non-burnable waste (crushable waste) | | | |
| H▼ | Hair | Burnable waste | | |
| Hair bands | Non-burnable waste (landfill waste) | | | |
| Hair brushes | Non-burnable waste (landfill waste) | * Dispose of plastic items with plastic waste (other). | | |
| Hair color containers | Non-burnable waste (landfill waste) | The caps are plastic, main containers are landfill. | | |
| Hairpins | Recyclables (metal) | | | |
| Hammers | Recyclables (metal) | * If removable, take off the handle before disposing. | | |
| Handheld fans (Uchiwa, plastic) | Plastic waste (other) | * Any paper can be removed by soaking in water. Handheld fans made of bamboo are burnable waste. | | |
| Hangers | Wire / Metal | Recyclables (metal) | | |
| | Plastic | Plastic waste (other) | * Remove as much metal as possible. | |
| | Made of wood | Burnable waste | If it has metal that cannot be removed, it is non-burnable waste (crushable waste). | |
| Harmonicas | Recyclables (metal) | | | |
| Hats | Non-burnable waste (landfill waste) | | | |
| Heat packs (disposable) | Non-burnable waste (landfill waste) | | | |
| Heat packs (Hokkairo) | Non-burnable waste (landfill waste) | The bags are plastic trash. Used Heat packs are landfill waste. | | |
| Heated carpets | Non-burnable waste (crushable waste) | Fold compactly and put out. | | |
| Heated tables (Kotatsu) | Frames | Non-burnable waste (crushable waste) | Remove legs. Disassemble to whatever extent possible and dispose of according to materials. | |
| | Tops | Non-burnable waste (crushable waste) | For items meant for six people, cut them to 50 cm or less, and bring them to the plant yourself. | |
| Heaters with fans | Non-burnable waste (small household appliances) | Empty any fuel from the bottom of the fuel tank. | | |
| Helmets | Non-burnable waste (landfill waste) | Does not include those used during the course of business. Return to your company on resignation. | | |
| Hose winders (Plastic) | Main units | Plastic waste (other) | | |
| | Hoses | Non-burnable waste (landfill waste) | | |
| Hoses (plastic) | Non-burnable waste (landfill waste) | Roll up, tie, and dispose. Dispose of rubber ones as landfill waste. | | |
| Hot water bottles (metal) | Recyclables (metal) | * Dispose of plastic items with plastic waste (other). | | |
| Hotplates | Non-burnable waste (small household appliances) | * Glass lids, etc. are landfill waste. | | |
| I▼ | Indoor shoes | Recyclables (clothing/shoes) | Extremely dirty shoes, or only one of a pair, are non-burnable waste (landfill). | |
| Ink cartridges | Non-burnable waste (landfill waste) | Some stores offer in-store collection, so try to use this service whenever possible. | | |
| Ink ribbons | Non-burnable waste (landfill waste) | | | |

| Order | Items | Classification/Sorting | Disposal tips | |
|-------------------------------------------------------|-----------------------------------|------------------------------------------------------|------------------------------------------------------------------------------------------------|-------------------------------------------------------------------------------------------------------------------------------------------------|
| I▼ | Insecticides (fumigating) | Non-burnable waste (landfill waste) | Be sure to completely use up fumigating products like Varsan before disposing of them. | |
| | Insulated pots / Thermoses | Non-burnable waste (landfill waste) | * Items with metal exteriors are recyclables. Electric pots are small home appliances. | |
| | Insulation | [Must Not Be Disposed of with Other Trash/Recycling] | Request the services of a specialist. | |
| | Ironing boards | Non-burnable waste (crushable waste) | | |
| | Irons | Non-burnable waste (small household appliances) | Remove any detachable plastic. | |
| J▼ | Joined mats | Plastic waste (other) | * Dispose of cork mats as non-burnable waste (landfill). | |
| | Juicers / Mixers | Non-burnable waste (small household appliances) | * Remove plastic and glass pieces. | |
| | Jump ropes | Plastic waste (other) | | |
| K▼ | Karaoke sets | Non-burnable waste (small household appliances) | * Dispose of karaoke tapes as non-burnable waste (landfill). | |
| | Kerosene | [Must Not Be Disposed of with Other Trash/Recycling] | Ask about disposal at your local gas station. | |
| | Kerosene heaters | Battery operated | Non-burnable waste (small household appliances) | Remove kerosene before disposal. |
| | | Others | Recyclables (metal) | |
| | Ketchup containers | Plastic waste (containers and packaging) | Use up all contents. Remove lids and dispose of them according to materials. | |
| | Kettles | Recyclables (metal) | | |
| | Keyboard harmonicas (melodicas) | Non-burnable waste (landfill waste) | | |
| | Keychains (metal) | Recyclables (metal) | Put in a can with a lid with other small metal items like nails. | |
| | Kitchen knives | Recyclables (metal) | Tape the blades to prevent cutting. Remove wooden portions whenever possible before disposing. | |
| | Knitting machines | Non-burnable waste (small household appliances) | Remove thread. | |
| | Knives / Machetes | Recyclables (metal) | Tape the blades to prevent cutting. Remove wood. | |
| | L▼ | Laserdiscs | Non-burnable waste (landfill waste) | Paper cases are recyclables. Put out plastic cases with plastic waste (other). |
| | | Laundry baskets (plastic) | Plastic waste (other) | |
| | | Laundry hangers | Plastic | Plastic waste (other) |
| Metal and plastic | | | Recyclables (metal) | |
| Leaflets | | Recyclables (waste paper) | Tie in bundles with string. OK to dispose along with the newspaper. | |
| Leather products | | Non-burnable waste (crushable waste) | * Items without metal or other non-burnable materials are burnable waste. | |
| Life science studies bag (elementary school students) | | Non-burnable waste (crushable waste) | Empty contents before disposal. | |
| Light bulbs, etc. | | Non-burnable waste (landfill waste) | * Mercury lamps are disposed of as hazardous waste (fluorescent tubes). | |
| Light shielding bins | | Recyclables (bottles and jars) | Dispose of parts that come with it as their respective materials. | |
| Lighters | | Disposable | PET plastic bottles, hazardous waste | (Note) Completely use up the contents before disposal. * If they are not completely empty, bring them directly to the waste incineration plant. |
| | | Metals | Recyclables (metal) | (Note) Completely use up the contents before disposal. |
| Lighting fixtures | | Non-burnable waste (small household appliances) | * Remove plastics and other materials and dispose of them separately. | |
| Lipstick containers | | Plastic waste (other) | Use up all lipstick and dispose. | |
| Lockers (metal) | | Recyclables (metal) | Bring it to the waste incineration plant yourself. (Only for items used at home) | |
| M▼ | | Magazines | Recyclables (waste paper / magazines) | Tie in bundles with string. |
| | | Magic ink markers | Non-burnable waste (landfill waste) | * Dispose of the cap with plastic waste (other). |
| | | Magnetic mats | Non-burnable waste (crushable waste) | Tie up compactly. |
| | Magnets | Non-burnable waste (landfill waste) | | |
| | Makeup compacts / Palettes | Non-burnable waste (landfill waste) | Use up all lipstick and dispose. | |
| | Makeup tubes/containers | Plastic waste (containers and packaging) | Use up all contents. Remove lids and dispose of them according to materials. | |
| | Manicure set containers | Recyclables (bottles and jars) | Use up all lipstick and dispose. | |
| | Massage chairs | Non-burnable waste (crushable waste) | Bring it to the waste incineration plant yourself. | |
| | Matches | Burnable waste | Soak in water for at least a day before disposal. | |
| | Mattresses | Non-burnable waste (crushable waste) | Fold compactly and put out. | |
| | Mayonnaise containers | Plastic waste (containers and packaging) | Use up all contents. | |
| | Measuring tape | Recyclables (metal) | * Dispose of plastic items with plastic waste (other). | |
| | Mechanical pencils | Non-burnable waste (landfill waste) | * Disassemble and dispose of plastic parts with plastic waste (other). | |
| | Medical compresses | Burnable waste | Sanitary products * Put out any cellophane removed as plastic waste (other). | |
| | Medicine | Burnable waste | <u>Sort by material.</u> | |
| | Medicine containers (plastic) | Plastic waste (containers and packaging) | | |
| | Melodicas | Non-burnable waste (crushable waste) | | |
| | Menstrual products | Burnable waste | Used sanitary napkins, tampons, and paper or cloth with blood on it. | |
| | Metronome | Non-burnable waste (small household appliances) | | |
| | Microscopes (metal) | Recyclables (metal) | Dispose of plastic items with plastic waste (other). | |
| | Microwave ovens | Non-burnable waste (small household appliances) | | |
| | Milk cartons | Paper cartons | Recyclables (waste paper) | Rinse with water, open, and tie with string. |
| | | With aluminum inside | Recyclables (waste paper) | * Dispose of plastic caps with plastic waste (containers and packaging). |
| | Mirrors | Non-burnable waste (landfill waste) | | |
| | Mite repellent | Plastic waste / Recyclables | Plastic containers are plastic (containers and packaging). Metal items are recyclables. | |
| | Moisture absorber (Dry Pet, etc.) | Plastic waste (containers and packaging) | Empty any accumulated liquid. | |
| | Mops | Non-burnable waste (landfill waste) | | |

| Order | Items | Classification/Sorting | Disposal tips | |
|---------------------------------|-----------------------------------------------------------------|------------------------------------------------------------------------------------------------|---------------------------------------------------------------------------------------------------------------------------------------------------------------------------|-------------------------------------------------------------------------------------------------|
| M▼ | Motorcycles | [Must Not Be Disposed of with Other Trash/Recycling] (see p.18) | Request the services of a specialist. | |
| | Musical instruments (small) | * Sort by material | | |
| N▼ | Nabeyaki Udon pots (aluminum) | Non-burnable waste (landfill waste) | Rinse and dispose. | |
| | Nail clippers | Recyclables (metal) | * Remove any detachable plastic. | |
| | Nails, screws, and other small metal items | Recyclables (metal) | Put in a can with a lid and dispose with other small metal items. Do not put it in the collection basket. | |
| | Neckties | Recyclables (fabrics) | Place in a plastic bag with clothing. Do not put it out on rainy days or else cover it with a plastic bag. | |
| | Needles | Recyclables (metal) | Put in a canister with a lid and dispose. | |
| | Newspaper | Recyclables (waste paper) | Tie in bundles with string. Can be bundled together with ads and flyers. | |
| | Non-woven fabric | Non-burnable waste (landfill waste) | Disposable masks are sanitary products and so burnable waste. | |
| O▼ | Oil (edible oils) | Burnable waste Recyclables | For small quantities, absorb with paper or similar and dispose of as burnable waste. For large quantities, bring directly to the waste incineration plant as recyclables. | |
| | Oil (vegetable and mineral oils) | [Must Not Be Disposed of with Other Trash/Recycling] (see p.18) | * For small quantities, absorb with paper or similar and dispose of as burnable waste. | |
| | Oil cans | Recyclables (metal) | Use up all contents and make sure no residual oil can seep out when disposed of. | |
| | Oil heaters | [Must Not Be Disposed of with Other Trash/Recycling] | Contact the manufacturer or Seki Transys Corporation. | |
| | Oil paper | Burnable waste | * Note: Cannot be disposed of with recyclables (waste paper). | |
| | Omamori / Ofuda (talismans) | Burnable waste | Whenever possible dispose properly at shrines or temples. | |
| P▼ | Pads (knee, shoulder, chest) | Burnable waste | | |
| | Paint | [Must Not Be Disposed of with Other Trash/Recycling] (see p.18) | * For small quantities, absorb with paper or similar and dispose of as burnable waste. | |
| | Paint cans | Cans | Recyclables (metal) | Use up all contents. |
| | | Plastic | Non-burnable waste (landfill waste) | Use the contents completely. |
| | Paint cans (empty) | Recyclables (metal) | Wipe up any contents with a cloth, etc. | |
| | Paints (plastic tube) | Plastic waste (containers and packaging) | Use up all contents. Metal tubes are non-burnable waste (landfill). | |
| | Palettes (for painting) | Plastic waste (other) | Lightly wash off the paint. | |
| | Paper boxes | Recyclables (waste paper) | Flatten boxes and bundle them with cardboard. | |
| | Paper cups | Recyclables (waste paper) | | |
| | Paper shredders | Non-burnable waste (landfill waste) | Disassemble whenever possible and dispose of materials separately. Electric ones are small household appliances. | |
| | Paperweights (for calligraphy) | Recyclables (metal) | Remove strings, etc. | |
| | Peanut massage rollers | Non-burnable waste (landfill waste) | Release all the air before disposal. | |
| | Pencil cases | Non-burnable waste (landfill waste) | For items that are not non-burnable waste (landfill waste), dispose of by material. | |
| | Permanent marker | Non-burnable waste (landfill waste) | Dispose of the cap with plastic waste (other). | |
| | Personal alarms | Non-burnable waste (small household appliances) | Remove cords and batteries. | |
| | Personal computers | Non-burnable waste (small household appliances) | * Bring to the waste incineration plant yourself or dispose of yourself. Do not put it out at the trash collection point. | |
| | Personal seals | Burnable waste | | |
| | Pet droppings | Burnable waste | Wrap in paper before disposal. | |
| | Pet litter | Burnable waste | * Remove solid waste and dispose of it as burnable waste. * Put out pet litter whenever you change it, otherwise the bags get too heavy. | |
| | PET Plastic Bottles | PET plastic bottles, hazardous waste | Wash lightly, crush, and place in the designated collection basket. | |
| | Photo albums | Burnable waste | Remove and dispose of vinyl, plastic, metal, etc. | |
| | Photographs | Burnable waste | | |
| | Pianos / Organs | [Must Not Be Disposed of with Other Trash/Recycling] | Request the services of a specialist. | |
| | Pickaxes (for home use) | Recyclables (metal) | * If the handle is wooden or other non-metallic items, remove the handle and dispose of it. | |
| | Picnic sheets | Non-burnable waste (crushable waste) | | |
| | Picture frames | Plastic | Plastic waste (other) | * Dispose of glass as landfill waste. Boards and paper should be disposed of as burnable waste. |
| | | Made of wood | Burnable waste | * Glass items are landfill waste. |
| | | Metals | Recyclables (metal) | * Dispose of glass as landfill waste. Boards and paper should be disposed of as burnable waste. |
| | Pillows | Non-burnable waste (crushable waste) | * Buckwheat husk pillows are burnable waste. | |
| | Pipe cleaners | Recyclables (metal) | * Dispose of plastic items with plastic waste (other). | |
| | Planters | Plastic waste (other) | Lightly wash. | |
| | Plasterboard | [Must Not Be Disposed of with Other Trash/Recycling] | | |
| | Plastic (agricultural use) | [Must Not Be Disposed of with Other Trash/Recycling] (see p.18) | Request the services of a specialist. | |
| | Plastic bags / Plastic products | Plastic waste (other) | Lightly wash. | |
| | Plastic containers | Plastic waste (other) | | |
| | Plastic containers / Plastic fuel tanks | Plastic waste (other) | Lightly wash. | |
| | Plastic hair bands | Plastic waste (other) | | |
| | Plastic models | Plastic waste (other) | * Remove batteries, motors, gears, etc. | |
| | Pogo sticks | Recyclables (metal) | | |
| | Ponchos / Raincoats | Plastic waste (other) | * Dispose of rubber ones as landfill waste. | |
| | Pots / Enamel pots | Recyclables (metal) | * Dispose of heat-resistant glass pot lids as non-burnable waste (landfill waste). | |
| | Pottery / Ceramics | Non-burnable waste (landfill waste) | | |
| Power tools | Non-burnable waste (small household appliances) | Only for items used at home. | | |
| Printers (for PCs, etc.) | Non-burnable waste (small household appliances) | Remove ink ribbons and toner cartridges, and dispose of them as non-burnable waste (landfill). | | |
| Propane gas cylinders | [Must Not Be Disposed of with Other Trash/Recycling] (see p.18) | Request the services of a specialist. | | |
| Pruned branches / Fallen leaves | Burnable waste | Tie in bundles with rope, hemp twine, string, etc. | | |

| Order | Items | Classification/Sorting | Disposal tips | |
|------------------------------------------------|------------------------------------|-----------------------------------------------------------------------------------------------------------|-----------------------------------------------------------------------------------------------------------------------------------------------------------------------------------------------------------------------------------------------------------------------------------------------------------|----------------------------------------------------------------------------|
| P▼ | Pruned branches of plants or trees | Burnable waste | Cut into lengths of 50 cm or less and bundle together. This is for branches 5 cm or less in diameter. For those 5 cm or more in diameter, bring directly to the waste incineration plant. You can put out up to five bundles at once. Any more than that, bring to the waste incineration plant yourself. | |
| | Puzzles (cardboard) | Recyclables (waste paper) | | |
| R▼ | Racket strings | Burnable waste | For natural materials. Dispose of plastic items with plastic waste (other). | |
| | Rackets (wood, carbon, etc.) | Burnable waste | * Dispose of metal items with recyclables (metal). | |
| | Radios / Radio cassette players | Non-burnable waste (small household appliances) | Remove batteries. | |
| | Razor blades | Recyclables (metal) | Put in a can with a lid and dispose with nails, screws, etc. | |
| | Razors (plastic handles) | Non-burnable waste (landfill waste) | * Dispose of metal items with recyclables (metal). | |
| | Receipts | Burnable waste | | |
| | Rechargeable batteries | PET plastic bottles, hazardous waste | Insulate them before disposal. | |
| | Recorders (musical instrument) | Plastic waste (other) | * Dispose of metal items with recyclables. | |
| | Records | Non-burnable waste (landfill waste) | Paper cases are recyclables. Put out plastic cases with plastic waste (other). | |
| | Red ink pads | Non-burnable waste (landfill waste) | | |
| | Reels | Recyclables (metal) | Remove the fishing line. * Prepare the line so it does not tangle and put out with plastic waste (other). | |
| | Refrigerators / Freezers | [Must Not Be Disposed of with Other Trash/Recycling] (as per The Home Appliance Recycling Law (see p.16)) | | |
| | Remote controlled items | Non-burnable waste (small household appliances) | Put out according to the material. Remove batteries. | |
| | Remote controls | Non-burnable waste (small household appliances) | Remove batteries. | |
| | Rice bins | Recyclables (metal) | * Dispose of plastic items with plastic waste (other). | |
| | Rice bran | Burnable waste | Whenever possible use up at home. Due to its weight, bring it directly to the waste incineration plant. | |
| | Rice cookers | Non-burnable waste (small household appliances) | * Dispose of inner pots as recyclables (metal). Dispose of carbon ones as landfill waste. | |
| | Ring files / Binders | Burnable waste / other | * Remove metal parts and dispose of them as recyclables (metal). | |
| | Roof tiles | [Must Not Be Disposed of with Other Trash/Recycling] | Bring to Marutama Transportation Co., Ltd. | |
| | Rope (hemp) | Burnable waste | Roll up for disposal. * Dispose of plastic items with plastic waste (other). | |
| | Rubber and plastic hoses | Non-burnable waste (landfill waste) | | |
| | Rubber bands | Non-burnable waste (landfill waste) | | |
| | Rubber erasers | Non-burnable waste (landfill waste) | | |
| | Rubber products (excluding tires) | Non-burnable waste (landfill waste) | Rubber gloves, rubber boots, rubber bands, rubber gaskets, etc. | |
| | Rugs | Non-burnable waste (crushable waste) | Cut long items into sections and roll them up. | |
| | Rulers / Triangular rulers | Plastic waste (other) | | |
| | S▼ | Safes (fireproof) | [Must Not Be Disposed of with Other Trash/Recycling] (see p.18) | * Dispose of portable safes with recyclables (metal). |
| | | Safety pins | Recyclables (metal) | Put out with other small metal items whenever possible. |
| | | Sake packs (silver inside) | Recyclables (waste paper) | * Dispose of plastic spouts with plastic waste (containers and packaging). |
| | | Sandals/Crocs | Non-burnable waste (landfill waste) | |
| | | Sauce containers | Plastic waste (containers and packaging) | Use all contents, rinse inside, and dispose. |
| | | Saws | Recyclables (metal) | Tape the blades to prevent cutting. Remove wood. |
| | | Scales | Recyclables (metal) | |
| | | School backpacks (hard cased) | Non-burnable waste (crushable waste) | Remove as much metal as possible. |
| Scissors | | Recyclables (metal) | | |
| Scoops | | Recyclables (metal) | * If the handle is wooden or other non-metallic items, cut the handle and dispose of it. | |
| Screen door mesh | | Plastic waste (other) | If replacing yourself, dispose of rubber as landfill waste and the mesh as plastic waste (other). | |
| Screwdrivers (see tools) | | Recyclables (metal) | Home use only. | |
| Scrubbers | | Bristle brushes | Burnable waste | Metal parts are recyclables. |
| | | Stainless steel | Recyclables (metal) | |
| Seals (Inkan, plastic) | | Plastic waste (other) | * Wooden items are burnable waste. Others are landfill waste. | |
| Seashells | | Burnable waste | | |
| Seaweed containers / Candy containers | | Recyclables (metal) | Do not put large items in the empty can container. | |
| Senior walkers | | Recyclables (metal) | Dispose of seats and bags as landfill waste. | |
| Sewing machines | | Non-burnable waste (small household appliances) | * Bring large items such as foot-operated machines to the waste incineration plant yourself. | |
| Shampoo containers | | Plastic waste (containers and packaging) | Use up all contents. Remove the top. | |
| Sheets | | Recyclables (fabrics) | Place in a plastic bag with clothing. Boa sheets are non-burnable waste (crushable waste). Do not put it out on rainy days or else cover it with a plastic bag. | |
| Shinto altars | | Burnable waste | Disassemble and put out as individual boards. | |
| Shoes | | Recyclables (shoes) | Extremely dirty shoes, or only one of a pair, are non-burnable waste (landfill). | |
| Shovels | | Recyclables (metal) | Remove any soil and lightly wash. No problem if there is rust. | |
| Sinks / Washstands | | [Must Not Be Disposed of with Other Trash/Recycling] | Request the services of a specialist. | |
| Skateboards | | Non-burnable waste (crushable waste) | | |
| Ski boots / Ice skates | | Non-burnable waste (landfill waste) | | |
| Skis/Snowboards | | Non-burnable waste (crushable waste) | * Remove boot bindings and dispose of them as recyclables (metal). | |
| Sleds (toy for children) | | Plastic waste (other) | | |
| Sleeping bags | | Non-burnable waste (crushable waste) | Put out zipped up. | |
| Sliding doors / Window screens (Fusuma, Shoji) | | [Must Not Be Disposed of with Other Trash/Recycling] | | |
| Slime (toy) | | Burnable waste | | |

| Order | Items | Classification/Sorting | Disposal tips | |
|---------------------------------|-------------------------------------------------|------------------------------------------------------------------------------------------------------------------|----------------------------------------------------------------------------------------------------------------------|----------------------------------------------------------------------------------------------------------------------------|
| S▼ | Slippers | Fabrics | Non-burnable waste (landfill waste) | |
| | | Plastic | Plastic waste (other) | |
| | Sneakers | Recyclables (clothing/shoes) | Extremely dirty shoes, or only one of a pair, are non-burnable waste (landfill). | |
| | Socks | Clean items | Recyclables (clothing) | Pairs, without tears (* Pantyhose is landfill waste). Do not put it out on rainy days or else cover it with a plastic bag. |
| | | Soiled items | Burnable waste | |
| | Sofas | Non-burnable waste (crushable waste) | * If the length, width, or height is more than 50 cm, you must bring it to the waste incineration plant yourself. | |
| | Soil | [Must Not Be Disposed of with Other Trash/Recycling] | Request the services of a specialist. | |
| | Solar water heaters | [Must Not Be Disposed of with Other Trash/Recycling] | Request the services of a specialist. | |
| | Sponges | Plastic waste (other) | Items soiled from the kitchen, car waxing, etc. are landfill waste. | |
| | Spoons | Metals | Recyclables (metal) | |
| | | Plastic | Plastic waste (other) | |
| | Spray cans | Recyclables (metal) | Use the contents completely. If there is anything still inside, bring it to the waste incineration plant (2-3 cans). | |
| | Sprayers | Recyclables (metal) | * Dispose of plastic items with plastic waste (other). | |
| | Staplers | Recyclables (metal) | | |
| | Staples | Recyclables (metal) | | |
| | Stationery | Burnable waste | | Sort according to material and put out. |
| | | Plastic waste (other) | | |
| | | Non-burnable waste (landfill waste) | | |
| | Steel pipes | Recyclables (metal) | Items for home use that are up to 2 m long. | |
| | Steel plates / Steel bars | Recyclables (metal) | Up to 10 kg. Bring heavier items to the waste incineration plant yourself. | |
| | Stepladders | Recyclables (metal) | | |
| | Stereos / Components | Non-burnable waste (small household appliances) | Only the main units. * Disassemble wooden speakers and dispose of materials separately. | |
| | Stockings | Non-burnable waste (landfill waste) | | |
| | Stone(s) | [Must Not Be Disposed of with Other Trash/Recycling] (see p.18) | Request the services of a specialist. | |
| | Storage sheds (steel) | Recyclables (metal) | Dismantle and bring to the waste incineration plant as recyclables (metals). (Items for home use only) | |
| | Storage trays / Fish transport boxes | Plastic waste (containers and packaging) | For Styrofoam items. * Also, wash old items used for gardening and similar purposes. | |
| | Stoves and heaters with fans | Non-burnable waste (small household appliances) | Empty any fuel from the bottom of the fuel tank. | |
| | Straws | Plastic waste (other) | | |
| | Strollers | Non-burnable waste (landfill waste) | | |
| | Stuffed toys | Non-burnable waste (crushable waste) | | |
| | Styrofoam | Plastic waste (containers and packaging) | Lightly wash. | |
| | Sudare (bamboo blinds) / Yoshizu (reed screens) | Burnable waste | Cut into lengths of 50 cm or less, roll up and tie. | |
| | Suitcases | Non-burnable waste (crushable waste) | | |
| Superballs | Non-burnable waste (landfill waste) | Dispose of rubber products as landfill waste. | | |
| Supermarket bags (grocery bags) | Plastic waste (containers and packaging) | | | |
| Surfboards | Non-burnable waste (crushable waste) | Cut into lengths of 50 cm or less and put out. You can also bring them to the waste incineration plant yourself. | | |
| Swimwear | Recyclables (clothing) | Do not put it out on rainy days or else cover it with a plastic bag. | | |
| T▼ | Tablet devices | Non-burnable waste (small household appliances) | | |
| | Tambourines | Non-burnable waste (landfill waste) | | |
| | Tarps (plastic) | Plastic waste (other) | * Waterproof fabric vehicle covers are non-burnable waste (crushable waste). | |
| | Tatami mats | [Must Not Be Disposed of with Other Trash/Recycling] (see p.18) | Request the services of a tatami store. | |
| | Telephones | Non-burnable waste (small household appliances) | | |
| | Tennis rackets (wood, carbon, etc.) | Burnable waste | * Remove strings and dispose of metal items with recyclables (metal). | |
| | Tent (leisure use) | Non-burnable waste (crushable waste) | Put out plastic with plastic waste (other). Poles are recyclables. | |
| | Tents (event use) | Tarps | Non-burnable waste (crushable waste) | Check to see what to do with large amounts. Request disposal services when replacing. |
| | | Tent legs | Recyclables (metal) | |
| | The weight for pickling | Non-burnable waste (landfill waste) | | |
| | Thermal paper | Burnable waste | * Cannot be disposed of with recyclables. | |
| | Thermometers | Non-burnable waste (landfill waste) | * Items that can be disassembled, such as those with wooden and plastic frames, should be separated by material. | |
| | Thermometers (mercury / digital) | PET plastic bottles, hazardous waste | Place in the provided containers. Digital thermometers are non-burnable waste (small household appliances). | |
| | Thumbtacks | Recyclables (metal) | Put in a can with a lid and dispose with nails, screws, etc. | |
| | Tiles | Non-burnable waste (landfill waste) | * Items generated by construction [Must Not Be Disposed of with Other Trash/Recycling.] | |
| | Tires | [Must Not Be Disposed of with Other Trash/Recycling] (see p.18) | Request the services of a specialist. | |
| | Tissue paper boxes | Recyclables (waste paper) | Remove plastic and tie with string along with magazines. | |
| | Toaster ovens / Convection microwaves | Non-burnable waste (small household appliances) | | |
| | Toasters | Non-burnable waste (small household appliances) | | |
| | Toilet seats | Non-burnable waste (landfill waste) | | |
| | Tongs (cooking utensils) | Recyclables (metal) | | |
| | Tool box (elementary school students) | Recyclables (waste paper) Plastic waste (other) | Sort according to material and put out. | |
| | Tools | Recyclables (metal) | Remove handles of tools such as hatchets and saws when possible. | |

| Order | Items | Classification/Sorting | Disposal tips | |
|----------|-------------------------------------------------|-----------------------------------------------------------------------------------------------------------|---------------------------------------------------------------------------------------------------------------------------------------------------------|-------------------------------------------------------------------------------------------|
| T▼ | Toothbrushes | Burnable waste | Sanitary products. | |
| | Toothpaste tubes (plastic) | Plastic waste (containers and packaging) | Use up all contents. Remove the top. | |
| | Towels | Recyclables (fabrics) | Tie in bundles with string. Do not put it out on rainy days or else cover it with a plastic bag. | |
| | Toy metal cars | Recyclables (metal) | | |
| | Toys | Metals | Recyclables (metal) | |
| | | Plastic/Metals | Non-burnable waste (landfill waste) | Items made of composite materials, such as plastic and metal, that cannot be separated. |
| | | Plastic | Plastic waste (other) | Remove batteries. |
| | Trays | Plastic waste (containers and packaging) | Wash before disposal. | |
| | Trays (Obon) | Made of wood | Burnable waste | |
| | | Metals | Recyclables (metal) | |
| | | Plastic | Plastic waste (other) | |
| | Treadmills | Non-burnable waste (small household appliances) | * Items larger than 50 cm must be brought to the waste incineration plant yourself. Only for items used at home. Remove everything but the metal parts. | |
| | Tricycles (metal) | Recyclables (metal) | Remove tires and plastic pieces. Dispose of materials separately. | |
| | Trophies | Metals | Recyclables (metal) | Dispose of parts such as wooden bases made of other materials separately. |
| | | Plastic | Plastic waste (other) | Dispose of parts such as wooden bases made of other materials separately. |
| | Tube-shaped containers | Plastic waste (containers and packaging) | Use up all toothpaste, wasabi, or other contents. | |
| | TV cables | Non-burnable waste (small household appliances) | | |
| TV games | Non-burnable waste (small household appliances) | Dispose of game cartridges as non-burnable waste (landfill). | | |
| TVs | LCD | [Must Not Be Disposed of with Other Trash/Recycling] (as per The Home Appliance Recycling Law (see p.16)) | | |
| | CRT-type | [Must Not Be Disposed of with Other Trash/Recycling] (as per The Home Appliance Recycling Law (see p.16)) | | |
| U▼ | Umbrellas / Parasols | Umbrella frames | Recyclables (metal) | |
| | | Umbrella cloths | Non-burnable waste (landfill waste) | |
| | USB devices | Non-burnable waste (small household appliances) | * Dispose of plastic umbrella cloths with plastic waste (other). | |
| | Used tea leaves | Burnable waste | Drain well before disposal. | |
| V▼ | Vacuum cleaners | Non-burnable waste (small household appliances) | * Only the main unit. Hoses and nozzles are plastic waste (other). Batteries are hazardous waste. | |
| | Vacuum-packed food packs | Plastic waste (containers and packaging) | Use all contents, rinse inside, and dispose. | |
| | Vases (glass/ceramic) | Non-burnable waste (landfill waste) | | |
| | Ventilation fan filters | Non-burnable waste (landfill waste) | | |
| | Ventilation fans | Non-burnable waste (small household appliances) | * Dispose of plastic blades with plastic waste (other). | |
| | Video cameras | Non-burnable waste (small household appliances) | | |
| | Video decks | Non-burnable waste (small household appliances) | | |
| | Videotapes | Non-burnable waste (landfill waste) | Put out cases with plastic waste (other). | |
| W▼ | Washbasins | Plastic waste (other) | | |
| | Washing machines | [Must Not Be Disposed of with Other Trash/Recycling] (as per The Home Appliance Recycling Law (see p.16)) | | |
| | Waste oil | [Must Not Be Disposed of with Other Trash/Recycling] (see p.18) | Request the services of a specialist. | |
| | Water heaters | [Must Not Be Disposed of with Other Trash/Recycling] | * Request the services of a building contractor. | |
| | Water pillow | Non-burnable waste (landfill waste) | | |
| | Water tanks | Plastic | Plastic waste (other) | Only for items that are completely plastic. * Items with metal frames are landfill waste. |
| | | Glass | Non-burnable waste (landfill waste) | Broken items are dangerous, so dispose of the whole. |
| | Wheelbarrows (metal) | Recyclables (metal) | * Remove tires, and put them out as landfill waste. | |
| | Wheels (for vehicles) | [Must Not Be Disposed of with Other Trash/Recycling] (see p.18) | Request the services of a specialist. Same for tires. | |
| | Whiteboards (wood, plastic) | Non-burnable waste (crushable waste) | | |
| | Wind chimes (Furin) | Non-burnable waste (landfill waste) | | |
| | Wires (various) | Recyclables (metal) | Roll up and tie to prevent tangling. | |
| | Wooden temple drums (Mokugyo) | Burnable waste | Cut large items into smaller pieces. | |
| | Word processors | Non-burnable waste (small household appliances) | | |
| | Work gloves | Burnable waste | | |
| | Woven mats (Goza) | Rush / Tatami covering | Burnable waste | Roll up and tie with string. |
| | | Plastic bags | Plastic waste (other) | Roll up and tie with plastic string. |
| | Wraps | Plastic wrap | Plastic waste (containers and packaging) | Rinse and dispose. The core of plastic wrap goes out with recyclables. |
| | | The core of plastic wrap | Recyclables (waste paper) | Dispose of it as miscellaneous paper. |
| | Wristwatches | Non-burnable waste (small household appliances) | | |
| | Writing mat | Plastic waste (other) | | |
| | Y▼ | Yarn | Burnable waste | |
| | | Yoga mats | Rubber | Non-burnable waste (landfill waste) |
| Plastic | | | Plastic waste (other) | |

- Clothing or bedding contaminated with vomit from someone suffering from a contagious disease: bring directly to the waste incineration plant. (Burnable waste)
- As items attached to residences are considered construction waste (industrial waste), request the services of a specialist regardless of the amount.
- Generally, for chemicals and other items that cannot be disposed of as household waste, you must request the services of a specialist. Do not dispose of town-collected waste at your own discretion.

* Please refer to pages 21-30 for a list of items in order of the alphabetical order.

[Nagaizumi Town Official YouTube Video]



Re-Style CM Contest entry
Nagaizumi Town "Life on Paper"



First Re-Style CM Contest
Regional Work Award! "This Is Why We Eat
Every Bite." Nagaizumi Town



Nature Is Watching. Illegal Dumping Is a
Crime.
Nagaizumi Town Official Video



"A Helping Hand" Edition
"An Aluminum Can's Recycling Journey"



Inquiries

Department of Living Environment TEL: 055-989-5514, FAX: 055-986-5905
828 Nakatogari, Nagaizumi Town 411-0942

Waste Incineration Plant TEL: 055-986-8393, FAX: 055-988-8432
143-11 Higashino, Nagaizumi Town 411-0931

ちょうどいいが いちばんいい *nagaizumi*