











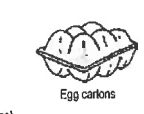




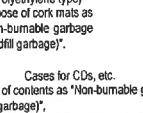









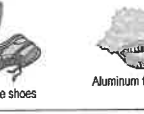
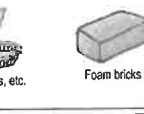



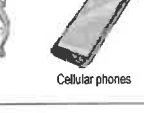

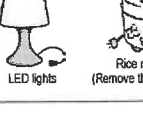



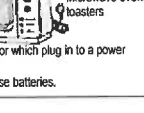





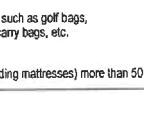
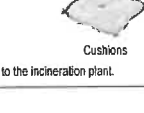



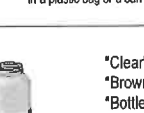




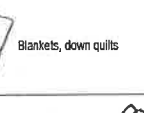


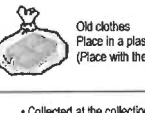



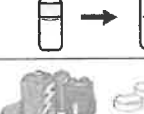
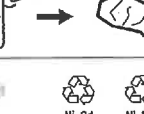


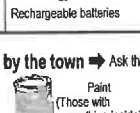




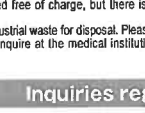
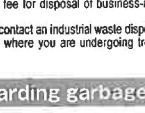




Sorting and disposal of garbage (Please write the name of your ward, group and your name on your garbage bags.)

For details, please refer to the garbage sorting app or the garbage disposal handbook.

Burnable garbage	 <p>Kitchen waste (Drain well before disposal)</p>	 <p>Plants and waste wood (In lengths of 50 cm or less)</p>	 <p>Grass and flowers (Brush off soil adhering to roots)</p>	 <p>Disposable diapers (Flush off waste)</p>	 <p>Dust cloths Fabric scraps</p>	 <p>Fallen leaves, etc.</p>	<p>Items to break down before disposal (Please bring items that cannot be broken down to the disposal site directly)</p>  <p>Chests of drawers, wooden desks, shoe racks (attach a name tag) (Less than 50 cm long at the longest point)</p>			
	Plastic containers and packaging	 <p>Supermarket bags, confectionery bags, wrapping</p>	 <p>Styrofoam trays, packs, boxed lunch containers, etc.</p>	 <p>Polystyrene</p>	 <p>detergent/shampoo containers (Wash interiors)</p>	 <p>Medicine pill packaging (Medicines are burnable garbage)</p>	 <p>Egg cartons</p>	 <p>Plastic containers Rinse and dispose.</p>		
Other plastic		 <p>Polyethylene buckets Polyethylene tanks</p>	 <p>Plastic containers/baskets</p>	 <p>Jointed mats (Polyethylene type) Dispose of cork mats as "Non-burnable garbage (landfill garbage)".</p>	 <p>Cases for CDs, etc. Dispose of contents as "Non-burnable garbage (landfill garbage)", and any paper included in packaging, etc., as miscellaneous garbage.</p>	 <p>Stationery items such as rulers</p>	 <p>Toys (Plastic items only)</p>	 <p>Bead cushions</p>	 <p>Plastic clothes pags</p>	
	Non-burnable garbage	 <p>Bowls, dishes, ashtrays, vases, etc.</p>	 <p>Mirrors, lightbulbs, etc.</p>	 <p>Glass products</p>	 <p>Rubber hoses</p>	 <p>Milk-white lotion bottles (Remove lids)</p>	 <p>Boots, single shoes</p>	 <p>Aluminum foils, etc.</p>	 <p>Foam bricks</p>	 <p>CDs/DVDs, etc.</p>
Small home appliances		 <p>Fans</p>	 <p>Clocks</p>	 <p>Cellular phones</p>	 <p>Electric carpets</p>	 <p>LED lights</p>	 <p>Rice makers (Remove the inner pot)</p>	 <p>Heaters of all types Be sure to remove the kerosene and also empty the lower section of the heater.</p>	 <p>Telephones</p>	 <p>Microwave ovens/ toasters</p>
Crushable garbage		 <p>Rugs, carpets, and rush mats</p>	 <p>Cotton futons</p>	 <p>Mattresses</p>	 <p>Large bags such as golf bags, suitcases, carry bags, etc.</p>	 <p>Stuffed animals</p>	 <p>Cushions</p>			
Recyclable garbage	Empty cans	 <p>Empty cans (Aluminum and steel) • Use the contents of all cans completely.</p>	 <p>Spray cans Danger: Place in the empty can container • Use spray cans fully and place them in the "Empty can container" without opening a hole in them. If you cannot fully use all of the contents in a spray can, take it directly to the incineration plant.</p>							
	Other metal items	 <p>Kettles, pots, other iron scraps, wire hangers, clothes-drying poles, gardening posts • Place small items such as nails, screws, etc. in a plastic bag or a can with a lid for disposal</p>	 <p>Bicycles/tricycles (made of metal) • Remove batteries from electric bicycles and dispose of the batteries as "hazardous waste".</p>	 <p>Umbrella frame</p>	 <p>Bottle caps (metal)</p>					
	Bottles	 <p>"Clear" "Brown" "Bottles of other colors"</p>	<ul style="list-style-type: none"> • Returnable bottles such as beer bottles, sake bottles, and coca cola bottles • Disposable bottles • Cosmetic bottles (Milk-white lotion bottles should be disposed of as landfill garbage) • Dispose of glass products other than bottles as landfill garbage. • Remove the caps from empty bottles. • Separate caps by the material they are made of, for example plastic and metal. • Rinse and dispose 							
	Used paper	 <p>Cardboard boxes</p>	 <p>Newspaper</p>	 <p>Paper containers and packaging</p>	 <p>Magazines</p>	 <p>Miscellaneous paper</p>	 <p>Shredded paper (Place in a bag)</p>	 <p>Paper cartons for milk, etc. (Rinse the insides with water, cut open, dry, and dispose of)</p>		
	Clothing	 <p>Blankets, down quilts</p>	 <p>Bags, handbags, backpacks, etc.</p>	 <p>Old clothes Place in a plastic bag (Place with the tied end facing down)</p>	 <p>Curtains</p>	 <p>Shoes</p>				
Hazardous waste	Plastic bottles	 <p>Classification display mark PET</p>	<ul style="list-style-type: none"> • Collected at the collection point for recyclable garbage. Dispose of in the designated plastic bottle containers at the garbage collection point. • Please also separate garbage even when bringing it directly to the incineration plant for disposal. • Remove plastic bottle caps and labels and dispose of them as "Plastic (plastic containers and packaging)". Remove campaign stickers and dispose of them separately. • Be sure to crush before disposal. 							
	Batteries	 <p>Rechargeable batteries</p>	 <p>All used dry cell and button-cell batteries (insulate them)</p>	 <p>Ni-Cd batteries</p>	 <p>Ni-MH batteries</p>	 <p>Li-ion batteries</p>	 <p>Fluorescent tubes Dispose of incandescent bulbs, glow-lamps, etc., as landfill garbage.</p>	 <p>Thermometers (mercury type)</p>	 <p>Disposable lighters</p>	

Garbage not collected by the town → Ask the store you purchased the item from to collect it, or ask a disposal company to dispose of it.



Tires, wheels, etc.



Gas bottles



Paint
(Those with something inside)



Agricultural chemicals
(Those with something inside)



Blocks, bricks, roof tiles, in plating



Batteries



Waste oil
(Mineral oil, kerosene, gasoline, etc.)

Equipment subject to recycling laws Handbook (refer to pages 16 and 17)

(1) Household appliances



Refrigerators, freezers



Washing machines



Air conditioners, air conditioners outdoor units

(2) Motorcycles



Televisions



Clothes dryers

Please dispose of garbage in accordance with the methods prescribed by law.

WARNINGS

- Please bring identification such as your driver's license to verify your identity when bringing items directly to the incineration plant.
- Please also separate garbage even when bringing it directly to the incineration plant for disposal.
- For oversize garbage (furniture), please complete the reception process at the incineration plant before taking it to the final disposal site for general waste.
- Household waste is accepted free of charge, but there is a fee for disposal of business-related waste. Please inquire at the incineration plant for details.
- The town does not accept industrial waste for disposal. Please contact an industrial waste disposal company regarding such waste.
- For medical waste, please inquire at the medical institution where you are undergoing treatment for information on disposal methods.

Inquiries regarding garbage

Living environment department ☎989-5514
Nagaizumi Garbage Burning Site ☎986-8393

* For information on garbage separation, refer to the sixth edition of the "Garbage Disposal Handbook" distributed to each household in April 2024.